

CERTIFICATION

2008 - 2009 APPORTIONMENT ATTENDANCE Annual Report

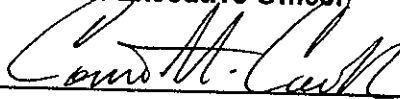
I, the District Chief Executive Officer, hereby certify that, to the best of my knowledge and belief (1) this report is true and correct, and (2) all data have been reported and compiled in accordance with provisions of the Education Code and Title 5 regulations adopted by the Board of Governors, and instructions on this form.

I further certify that I have determined through consultation with staff directly responsible that (1) FTES reported on this form for State apportionments includes only courses which had received individual prior approval or were part of programs with prior approval by the governing board of the district and the Chancellor's Office; (2) no attendance has been reported for: (a) courses which do not fully comply with Title 5 Section 58051.5 relative to open enrollment and participation by any person who is otherwise qualified and eligible for admission to the college, except for inmate education courses maintained pursuant to Title 5 Section 58051.6, or (b) courses excluded from State apportionments by Education Code Section 8538 or, (c) indentured apprentices in courses of related and supplemental instruction maintained pursuant to Section 3074 of the Labor Code; and (3) all FTES eligible for State support have been reported whether or not funding is available.

The original signature of the district Chief Executive Officer is required.

San Diego Community College District
Chief Executive Officer

Signature: _____



Typed Name: Constance M. Carroll

Date: July 15, 2009

For Supplemental Information, contact

Name: Lynn Ceresino Neault

Title : Vice Chancellor, Student Services

Phone: No.: (619) 388-6922 Ext.: _____

E-Mail : lneault@sdccd.edu

Please return completed form to:

Chancellor's Office
California Community Colleges
Fiscal Services Unit
1102 Q Street, 3rd Floor
Sacramento, CA 95814

**California Community Colleges
2008 - 2009 APPORTIONMENT ATTENDANCE REPORT
State Residents**

Date Due in
Chancellor's Office

Annual Period
(July 15)

District: San Diego Community College District

San Diego City College

San Diego Mesa College

San Diego Miramar College

Part I. Full-Time Equivalent Student	EDP No.	Attendance FTES * of State Residents (and Nonresidents Attending Noncredit Courses)	Factored FTES
A. Summer Intersession <i>(Summer 2008 Only)</i>			
1. Noncredit <i>(Parts IV.A.1. + VII.A.3.)</i>	01	1,974.37	1,974.37
2. Credit <i>(Parts III.A.1. + IV.A.2. + VI.A.1.)</i>	02	4,158.21	4,158.21
B. Summer Intersession <i>(Summer 2009 - Prior to July 1, 2009)</i>			
1. Noncredit <i>(Parts IV.B.1. + VII.B.3.)</i>	03	37.53	37.53
2. Credit <i>(Parts III.B.1. + IV.B.2. + VI.B.1.)</i>	04	68.72	68.72
C. Primary Terms <i>(Exclusive of Summer Intersession)</i>			
1. Census Procedure Courses			
(a) Weekly Census Contact Hours <i>(Part II.)</i>	05	21,425.65	21,425.65
(b) Daily Census Contact Hours <i>(Part III.)</i>	06	2,158.09	2,158.09
2. Actual Hours of Attendance Procedure Courses			
(a) Noncredit <i>(Part IV.C.)</i>	07	8,616.41	8,873.43 ^F
(b) Credit <i>(Part IV.D.)</i>	08	1,675.30	1,708.21 ^F
3. Independent Study/Work Experience Education Courses			
(a) Weekly Census Procedure Courses <i>(Part V.)(Credit)</i>	09	2,405.98	2,405.98
(b) Daily Census Procedure Courses <i>(Part VI.)(Credit)</i>	10	1,230.08	1,230.08
(c) Noncredit Independent Study/Distance Education Courses <i>(Part VII.C.)</i>	11	108.31	108.31
D. Total FTES	12	43,858.65	44,148.58
SUPPLEMENTAL INFORMATION ***			
E. In-Service Training Courses (FTES)	13	1,216.39	
F.	14		
	15		
G.	16		
	17		
H. Basic Skills courses and Immigrant Education ** (FTES)			
1. Noncredit	18	5,757.09	
2. Credit	19	2,235.53	
I. FTES: Total FTES Generated in Leased (or Rented) Space of Less Than 100% Control (non-inventoried space).	20	3,385.56	

^F Factored FTES

* Full-Time Equivalent Student. (See instruction 12, page14)

** Inclusive of ESL and workforce preparation courses per SB 1764, Chapter 1068/92 for newly legalized immigrants.

*** Annualized at P1 and P2

**California Community Colleges
2008 - 2009 APPORTIONMENT ATTENDANCE REPORT
Nonresidents**

Date Due in
Chancellor's Office

Annual Period
(July 15)

District: San Diego Community College District

San Diego City College

San Diego Mesa College

San Diego Miramar College

Part I. Full-Time Equivalent Student	EDP No.	Attendance FTES * of Non-Residents	Factored FTES
A. Summer Intersession <i>(Summer 2008 Only)</i>			
1. Noncredit <i>(Parts IV.A.1. + VII.A.3.)</i>	01	0.47	0.47
2. Credit <i>(Parts III.A.1. + IV.A.2. + VI.A.1.)</i>	02	99.04	99.04
B. Summer Intersession <i>(Summer 2009 - Prior to July 1, 2009)</i>			
1. Noncredit <i>(Parts IV.B.1. + VII.B.3.)</i>	03	0.00	0.00
2. Credit <i>(Parts III.B.1. + IV.B.2. + VI.B.1.)</i>	04	0.52	0.52
C. Primary Terms <i>(Exclusive of Summer Intersession)</i>			
1. Census Procedure Courses			
(a) Weekly Census Contact Hours <i>(Part II.)</i>	05	769.75	769.75
(b) Daily Census Contact Hours <i>(Part III.)</i>	06	159.41	159.41
2. Actual Hours of Attendance Procedure Courses			
(a) Noncredit <i>(Part IV.C.)</i>	07	6.17	6.35
(b) Credit <i>(Part IV.D.)</i>	08	19.80	20.17 ^F
3. Independent Study/Work Experience Education Courses			
(a) Weekly Census Procedure Courses <i>(Part V.)(Credit)</i>	09	36.00	36.00
(b) Daily Census Procedure Courses <i>(Part VI.)(Credit)</i>	10	25.66	25.66
(c) Noncredit Independent Study/Distance Education Courses <i>(Part VII.C.)</i>	11	0.00	0.00
D. Total FTES	12	1,116.82	1,117.37
SUPPLEMENTAL INFORMATION ***			
E. In-Service Training Courses (FTES)	13	0.00	
F.	14		
	15		
G.	16		
	17		
H. Basic Skills courses and Immigrant Education ** (FTES)			
1. Noncredit	18	0.00	
2. Credit	19	0.00	
I. FTES: Total FTES Generated in Leased (or Rented) Space of Less Than 100% Control (non-inventoried space).	20	0.00	

^F Factored FTES

* Full-Time Equivalent Student. (See instruction 12, page14)

** Inclusive of ESL and workforce preparation courses per SB 1764, Chapter 1068/92 for newly legalized immigrants.

*** Annualized at P1 and P2

**California Community Colleges
2008 - 2009 Faculty Contact Hours
Adjustment to Full-Time Equivalent Students (FTES)**

Date Due in
Chancellor's Office

Annual Period
(July 15)

District: San Diego Community College District

College: San Diego City College

Part I. FACULTY CONTACT HOURS

References:	Total Faculty Contact Hours of Instruction Released for Flex-Time Activities (see Instructions 2 & 3) - 1 -	Total Faculty Contact Hours of Instruction of All Instructors in the Academic Year Exclusive of Any Intersession (see Instructions 5) - 2 -	F Factor
A. Credit Courses			
1. Weekly Census Procedure Courses*			
2. Daily Census Procedure Courses	0.00	0.00	1.0000
3. Positive Attendance Credit Courses	311.32	12,931.00	1.0241
4. Independent Study/Work Experience Courses			
a. Weekly Census Procedure Courses*			
b. Daily Census Procedure Courses	0.00	0.00	1.0000
B. Noncredit Courses			
1. Positive Attendance	7,148.56	238,781.00	1.0299
2. Noncredit Distance Education	0.00	0.00	1.0000

Part II. CERTIFICATION

I, the District Chief Executive Officer, hereby certify that, to the best of my knowledge and belief (1) this report is true and correct, and (2) all data have been recorded and compiled in accordance with provisions of the Education Code, Title 5 regulations adopted by the Board of Governors, and instructions on this form.

District Chief Executive Officer

Signature: _____

Typed Name: Constance M. Carroll

Date: July 15, 2009

For Supplemental Information, contact

Name: Lynn Ceresino Neault

Title: Vice Chancellor, Student Services

Phone: No.: (619) 388-6922

Ext.: _____

Please return completed form to:

Chancellor's Office
California Community Colleges
Fiscal Services Unit
1102 Q Street, 3rd Floor
Sacramento, CA 95814

**California Community Colleges
2008 - 2009 Faculty Contact Hours
Adjustment to Full-Time Equivalent Students (FTES)**

Date Due in
Chancellor's Office

Annual Period
(July 15)

District: San Diego Community College District

College: San Diego Mesa College

Part I. FACULTY CONTACT HOURS

References:	Total Faculty Contact Hours of Instruction Released for Flex-Time Activities (see Instructions 2 & 3) - 1 -	Total Faculty Contact Hours of Instruction (actual teaching hours) of All Instructors in the Academic Year Exclusive of Any Intersession (see Instructions 5) - 2 -	F Factor
A. Credit Courses			
1. Weekly Census Procedure Courses*			
2. Daily Census Procedure Courses	0.00	0.00	1.0000
3. Positive Attendance Credit Courses	81.05	7,386.00	1.0110
4. Independent Study/Work Experience Courses			
a. Weekly Census Procedure Courses*			
b. Daily Census Procedure Courses	0.00	0.00	1.0000
B. Noncredit Courses			
1. Positive Attendance	2,670.64	90,087.00	1.0296
2. Noncredit Distance Education	0.00	0.00	1.0000

Part II. CERTIFICATION

I, the District Chief Executive Officer, hereby certify that, to the best of my knowledge and belief (1) this report is true and correct, and (2) all data have been recorded and compiled in accordance with provisions of the Education Code, Title 5 regulations adopted by the Board of Governors, and instructions on this form.

District Chief Executive Officer

Signature: _____

Typed Name: Constance M. Carroll

Date: July 15, 2009

For Supplemental Information, contact

Name: Lynn Ceresino Neault

Title: Vice Chancellor, Student Services

Phone: No.: (619) 388-6922

Ext.: _____

Please return completed form to:

Chancellor's Office
California Community Colleges
Fiscal Services Unit
1102 Q Street, 3rd Floor
Sacramento, CA 95814

**California Community Colleges
2008 - 2009 Faculty Contact Hours
Adjustment to Full-Time Equivalent Students (FTES)**

Date Due in
Chancellor's Office

Annual Period
- (July 15)

District: San Diego Community College District College: San Diego Miramar College

Part I. FACULTY CONTACT HOURS

References:	Total Faculty Contact Hours of Instruction Released for Flex-Time Activities (see Instructions 2 & 3) - 1 -	Total Faculty Contact Hours of Instruction (actual teaching hours) of All Instructors in the Academic Year Exclusive of Any Intersession (see Instructions 5) - 2 -	F Factor
A. Credit Courses			
1. Weekly Census Procedure Courses*			
2. Daily Census Procedure Courses	0.00	0.00	1.0000
3. Positive Attendance Credit Courses	50.95	2,540.00	1.0201
4. Independent Study/Work Experience Courses			
a. Weekly Census Procedure Courses*			
b. Daily Census Procedure Courses	0.00	0.00	1.0000
B. Noncredit Courses			
1. Positive Attendance	314.67	10,385.00	1.0303
2. Noncredit Distance Education	0.00	0.00	1.0000

Part II. CERTIFICATION

I, the District Chief Executive Officer, hereby certify that, to the best of my knowledge and belief (1) this report is true and correct, and (2) all data have been recorded and compiled in accordance with provisions of the Education Code, Title 5 regulations adopted by the Board of Governors, and instructions on this form.

District Chief Executive Officer

Signature: 

Typed Name: Constance M. Carroll

Date: July 15, 2009

For Supplemental Information, contact

Name: Lynn Ceresino Neault

Title: Vice Chancellor, Student Services

Phone: No.: (619) 388-6922

Ext.: _____

Please return completed form to:

Chancellor's Office
California Community Colleges
Fiscal Services Unit
1102 Q Street, 3rd Floor
Sacramento, CA 95814

PART II. STUDENT CONTACT HOURS OF WEEKLY CENSUS PROCEDURES COURSES

Fiscal Year: 2008-2009

Period: Annual

070 San Diego Community College District

Reference: Education Code Section 84750, Title 5 Sections 55100, 58003.1(b), 58050, and 58051		EDP No.	Contact Hours of State Residents	Contact Hours of Nonresidents (ECS 76140)*
			1	A
First Primary Term				
1. 1st CW	Day	21	238,844.80	10,066.50
2. 1st CW	Ext. Day	22	100,014.00	2,599.20
Second Primary Term				
3. 1st CW	Day	23	242,186.80	9,392.10
4. 1st CW	Ext. Day	24	100,679.80	2,434.40
Third Primary Term				
5. 1st CW	Day	25	0.00	0.00
6. 1st CW	Ext. Day	26	0.00	0.00

FTES Calculations

	Resident FTES	Nonresident FTES
First Period Report Part 1.C. (1)(a)	0.00	0.00
Second Period Report Part 1.C. (1)(a)	0.00	0.00
Annual Report Part 1.C. (1)(a)	21,425.65	769.75

* Not to be included for FTES purposes:

PART III. STUDENT CONTACT HOURS OF DAILY CENSUS PROCEDURES COURSES

Fiscal Year: 2008-2009

Period: Annual

070 San Diego Community College District

Reference: Education Code Section 84750, Title 5 Sections 55100, 58003.1(c), 58050, and 58051		EDP No.	Contact Hours of State Residents	Contact Hours of Nonresidents (ECS 76140)*
			1	A
A. Summer Intersession Courses (Summer 2008 Only)				
1. 1st CD		27	1,368,602.76	39,915.52
B. Summer Intersession Courses (Summer 2009 - Prior to July 1, 2009)				
1. 1st CD		28	2,589.60	99.60
C. July 1 - December 31, 2008 (Exclusive of Summer Intersession)				
1. 1st CD	Day	29	427,756.54	48,494.18
2. 1st CD	Ext. Day	30	140,606.50	5,322.10
January 1 - April 15, 2009				
3. 1st CD	Day	31	390,519.86	25,687.40
4. 1st CD	Ext. Day	32	174,115.60	4,184.30
April 16 - June 30, 2009				
5. 1st CD	Day	33	0.00	0.00
6. 1st CD	Ext. Day	34	0.00	0.00

* Not to be included for FTES purposes.

HOURS MUST BE MULTIPLIED BY COURSE LENGTH BEFORE THEY ARE REPORTED ABOVE.

FTES Calculations

	Resident FTES	Nonresident FTES
First Period Report		
Part 1.A.(2)	0.00	0.00
Part 1.B.(2)	0.00	0.00
Part 1.C. (1)(b)	0.00	0.00
Second Period Report		
Part 1.A.(2)	0.00	0.00
Part 1.B.(2)	0.00	0.00
Part 1.C. (1)(b)	0.00	0.00
Annual Report		
Part 1.A.(2)	2,606.86	76.03
Part 1.B.(2)	4.93	0.19
Part 1.C. (1)(b)	2,158.09	159.41

PART IV. STUDENT CONTACT HOURS OF ACTUAL HOURS OF ATTENDANCE

Fiscal Year: 2008-2009

Period: Annual

070 San Diego Community College District

Reference: Education Code Sections 84750, 84757 Title 5 Sections 55100, 58007	EDP No	Contact Hours of State Residents 1	Contact Hours of Nonresidents (ECS 76140)* A
A. Summer Intersession Courses (Summer 2008 Only)			
1. Noncredit Courses	35	1,036,546.05	248.90 **
2. Credit Courses	36	277,848.70	153.00
B. Summer Intersession Courses (Summer 2009 - Prior to July 1, 2009)			
1. Noncredit Courses	37	19,706.00	0.00 **
2. Credit Courses	38	19,136.25	173.25
C. Noncredit Courses (Exclusive of Summer Intersession)			
1. July 1 - December 31, 2008	39	2,247,612.95	1,593.40 **
2. January 1 - April 15, 2009	40	2,276,004.85	1,645.50 **
3. April 16 - June 30, 2009	41	0.00	0.00 **
D. Credit Courses (Exclusive of Summer Intersession)			
4. July 1 - December 31, 2008 Day	42	382,507.65	4,459.05
Ext. Day	43	34,479.20	1,018.00
5. January 1 - April 15, 2009 Day	44	399,586.75	3,973.05
Ext. Day	45	62,960.40	945.40
6. April 16 - June 30, 2009 Day	46	0.00	0.00
Ext. Day	47	0.00	0.00

* Not to be included for FTES purposes.

** Report hours generated by nonresidents for which FTES are not claimed for noncredit courses.

FTES Calculations	Resident FTES	Nonresident FTES
First Period Report		
Part 1.A.(1)	0.00	0.00
Part 1.A.(2)	0.00	0.00
Part 1.B(1)	0.00	0.00
Part 1.B.(2)	0.00	0.00
Part 1.C.(2)(a)	0.00	0.00
Part 1.C.(2)(b)	0.00	0.00
Second Period Report		
Part 1.A.(1)	0.00	0.00
Part 1.A.(2)	0.00	0.00
Part 1.B(1)	0.00	0.00
Part 1.B.(2)	0.00	0.00
Part 1.C.(2)(a)	0.00	0.00
Part 1.C.(2)(b)	0.00	0.00
Annual Report		
Part 1.A.(1)	1,974.37	0.47
Part 1.A.(2)	529.23	0.29
Part 1.B(1)	37.53	0.00
Part 1.B.(2)	36.45	0.33
Part 1.C.(2)(a)	8,616.41	6.17
Part 1.C.(2)(b)	1,675.30	19.80

Run: 7/13/09
9:36AM

PART V. APPROVED INDEPENDENT STUDY AND WORK EXPERIENCE EDUCATION
Student Contact Hours of Weekly Census Procedure Courses (Credit)

Fiscal Year: 2008-2009

Period: Annual

070 San Diego Community College District

Reference: Education Code Section 84750, Title 5 Sections 55100, 58003.1(f), 58050, 58051, and 58009.5		EDP No.	Contact Hours of State Residents 1	Contact Hours of Nonresidents (ECS 76140)* A
First Primary Term				
1. 1st CW	Day	48	23,376.09	250.95
2. 1st CW	Ext. Day	49	14,357.94	232.53
Second Primary Term				
3. 1st CW	Day	50	24,416.11	336.59
4. 1st CW	Ext. Day	51	14,404.09	325.33
Third Primary Term				
5. 1st CW	Day	52	0.00	0.00
6. 1st CW	Ext. Day	53	0.00	0.00

* Not to be included for FTES purposes.

One WSCH is counted for each unit of credit for which the student is enrolled as of the census date.

FTES Calculations

	Resident FTES	Nonresident FTES
First Period Report Part 1.C.(3)(a)	0.00	0.00
Second Period Report Part 1.C.(3)(a)	0.00	0.00
Annual Report Part 1.C.(3)(a)	2,405.98	36.00

PART VI. APPROVED INDEPENDENT STUDY AND WORK EXPERIENCE EDUCATION
Student Contact Hours of Daily Census Procedure Courses (Credit)

Fiscal Year: 2008-2009

Period: Annual

070 San Diego Community College District

Reference: Education Code Section 84750, Title 5 Sections 55100, 58003.1(f), 58009.5, 58050, and 58051	EDP No.	Contact Hours of State Residents 1	Contact Hours of Nonresidents (ECS 76140)* A
A. Summer Intersession Courses (Summer 2008 Only)			
1. 1st CD	54	536,611.22	11,922.43
B. Summer Intersession Courses (Summer 2009 - Prior to July 1, 2009)			
1. 1st CD	55	14,354.89	0.00
C. July 1 - December 31, 2008 (Exclusive of Summer Intersession)			
1. 1st CD Day	56	142,500.30	2,871.08
2. 1st CD Ext. Day	57	98,636.74	2,718.03
January 1 - April 15, 2009			
3. 1st CD Day	58	226,705.07	3,624.14
4. 1st CD Ext. Day	59	177,951.71	4,255.56
April 16 - June 30, 2009			
5. 1st CD Day	60	0.00	0.00
6. 1st CD Ext. Day	61	0.00	0.00

* Not to be included for FTES purposes.

One WSCH is counted for each unit of credit for which the student is enrolled as of the census date. WSCH are to be multiplied by course length or the primary Term Length Multiplier before they are reported above.

FTES Calculations

	Resident FTES	Nonresident FTES
First Period Report		
Part 1.A.(2)	0.00	0.00
Part 1.B.(2)	0.00	0.00
Part 1.C. (3)(b)	0.00	0.00
Second Period Report		
Part 1.A.(2)	0.00	0.00
Part 1.B.(2)	0.00	0.00
Part 1.C. (3)(b)	0.00	0.00
Annual Report		
Part 1.A.(2)	1,022.12	22.72
Part 1.B.(2)	27.34	0.00
Part 1.C. (3)(b)	1,230.08	25.66

PART VII. APPROVED NONCREDIT INDEPENDENT STUDY DISTANCE EDUCATION COURSES
 Student Contact Hours Noncredit Courses

Fiscal Year: 2008-2009

Period: Annual

070 San Diego Community College District

Reference: Education Code Sections 66700, 70901, 84750, and 84757; Title 5 Sections 55315(b), 55317, 55372, 55376, and 58003.1(f)(2)	EDP No.	Contact Hours of State Residents or Nonresidents Attending under ECS 84911	Contact Hours of Nonresidents *
		1	A
A. Summer Intersession Courses (Summer only)			
1. 1st CD	62	0.00	0.00
2. 2nd CD	63	0.00	0.00
3. Average $[(1+2) / 2]$	64	0.00	0.00
B. Summer Intersession Courses (Summer prior to July 1)			
1. 1st CD	65	0.00	0.00
2. 2nd CD	66	0.00	0.00
3. Average $[(1+2) / 2]$	67	0.00	0.00
C. July 1 - December 31, 2008			
1. 1st CD Day	68	35,956.29	0.00
2. 1st CD Ext. Day	69	0.00	0.00
3. 2nd CD Day	70	33,426.73	0.00
4. 2nd CD Ext. Day	71	0.00	0.00
5. Average $[(1+2+3+4) / 2]$	72	34,691.51	0.00
January 1 - April 15, 2009			
6. 1st CD Day	73	23,497.78	0.00
7. 1st CD Ext. Day	74	0.00	0.00
8. 2nd CD Day	75	20,843.08	0.00
9. 2nd CD Ext. Day	76	0.00	0.00
10. Average $[(6+7+8+9) / 2]$	77	22,170.43	0.00
April 16 - June 30, 2009			
11. 1st CD Day	78	0.00	0.00
12. 1st CD Ext. Day	79	0.00	0.00
13. 2nd CD Day	80	0.00	0.00
14. 2nd CD Ext. Day	81	0.00	0.00
15. Average $[(11+12+13+14) / 2]$	82	0.00	0.00

* Not to be included for FTES purposes.

FTES Calculations

	Resident FTES	Nonresident FTES
First Period Report		
Part 1.A.(1)	0.00	0.00
Part 1.B.(1)	0.00	0.00
Part 1.C.(3)(c)	0.00	0.00
Second Period Report		
Part 1.A.(1)	0.00	0.00
Part 1.B.(1)	0.00	0.00
Part 1.C.(3)(c)	0.00	0.00
Annual Report		
Part 1.A.(1)	0.00	0.00
Part 1.B.(1)	0.00	0.00
Part 1.C.(3)(c)	108.31	0.00

Run: 7/13/09
9:37AM

**California Community Colleges
2008 - 2009 APPORTIONMENT ATTENDANCE REPORT
State Residents**

Date Due in
Chancellor's Office

Annual Period
(July 15)

District: San Diego Community College District

San Diego City College

Part I. Full-Time Equivalent Student	EDP No.	Attendance FTES * (and Nonresidents Attending Noncredit Courses)	Factored FTES
A. Summer Intersession (Summer 2008 Only)			
1. Noncredit (Parts IV.A.1. + VII.A.3.)	01	1,252.54	1,252.54
2. Credit (Parts III.A.1. + IV.A.2. + VI.A.1.)	02	1,426.98	1,426.98
B. Summer Intersession (Summer 2009 - Prior to July 1, 2009)			
1. Noncredit (Parts IV.B.1. + VII.B.3.)	03	6.77	6.77
2. Credit (Parts III.B.1. + IV.B.2. + VI.B.1.)	04	0.00	0.00
C. Primary Terms (Exclusive of Summer Intersession)			
1. Census Procedure Courses			
(a) Weekly Census Contact Hours (Part II.)	05	6,970.68	6,970.68
(b) Daily Census Contact Hours (Part III.)	06	907.15	907.15
2. Actual Hours of Attendance Procedure Courses			
(a) Noncredit (Part IV.C.)	07	5,261.39	5,418.71 ^F
(b) Credit (Part IV.D.)	08	533.46	546.32 ^F
3. Independent Study/Work Experience Education Courses			
(a) Weekly Census Procedure Courses (Part V.) (Credit)	09	847.82	847.82
(b) Daily Census Procedure Courses (Part VI.) (Credit)	10	408.94	408.94
(c) Noncredit Independent Study/Distance Education Courses (Part VII.C.)	11	0.00	0.00
D. Total FTES	12	17,615.73	17,785.91
SUPPLEMENTAL INFORMATION ***			
E. In-Service Training Courses (FTES)	13	0.00	
F.	14		
	15		
G.	16		
	17		
H. Basic Skills courses and Immigrant Education ** (FTES)			
1. Noncredit	18	3,923.17	
2. Credit	19	1,089.03	
I. FTES: Total FTES Generated in Leased (or Rented) Space of Less Than 100% Control (non-inventoried space).	20	552.25	

F. Factored FTES

* Full-Time Equivalent Student. (See instruction 12, page 14)

** Inclusive of ESL and workforce preparation courses per SB 1764, Chapter 1068/92 for newly legalized immigrants.

*** Annualized at P1 and P2

California Community Colleges
2008 - 2009 APPORTIONMENT ATTENDANCE REPORT
Nonresidents

Date Due in
Chancellor's Office

Annual Period
(July 15)

District: San Diego Community College District

San Diego City College

Part I. Full-Time Equivalent Student	EDP No.	Attendance FTES * of Non-Residents	Factored FTES
A. Summer Intersession (Summer 2008 Only)			
1. Noncredit (Parts IV.A.1. + VII.A.3.)	01	0.23	0.23
2. Credit (Parts III.A.1. + IV.A.2. + VI.A.1.)	02	30.80	30.80
B. Summer Intersession (Summer 2009 - Prior to July 1, 2009)			
1. Noncredit (Parts IV.B.1. + VII.B.3.)	03	0.00	0.00
2. Credit (Parts III.B.1. + IV.B.2. + VI.B.1.)	04	0.00	0.00
C. Primary Terms (Exclusive of Summer Intersession)			
1. Census Procedure Courses			
(a) Weekly Census Contact Hours (Part II.)	05	177.09	177.09
(b) Daily Census Contact Hours (Part III.)	06	82.65	82.65
2. Actual Hours of Attendance Procedure Courses			
(a) Noncredit (Part IV.C.)	07	1.66	1.71 ^F
(b) Credit (Part IV.D.)	08	8.90	9.11 ^F
3. Independent Study/Work Experience Education Courses			
(a) Weekly Census Procedure Courses (Part V.) (Credit)	09	11.01	11.01
(b) Daily Census Procedure Courses (Part VI.) (Credit)	10	8.76	8.76
(c) Noncredit Independent Study/Distance Education Courses (Part VII.C.)	11	0.00	0.00
D. Total FTES	12	321.10	321.36
SUPPLEMENTAL INFORMATION ***			
E. In-Service Training Courses (FTES)	13	0.00	
F.	14		
	15		
G.	16		
	17		
H. Basic Skills courses and Immigrant Education ** (FTES)			
1. Noncredit	18	0.00	
2. Credit	19	0.00	
I. FTES: Total FTES Generated in Leased (or Rented) Space of Less Than 100% Control (non-inventoried space).	20	0.00	

F Factored FTES

* Full-Time Equivalent Student. (See instruction 12, page 14)

** Inclusive of ESL and workforce preparation courses per SB 1764, Chapter 1068/92 for newly legalized immigrants.

*** Annualized at P1 and P2

PART II. STUDENT CONTACT HOURS OF WEEKLY CENSUS PROCEDURES COURSES

Fiscal Year: 2008-2009

Period: Annual

071 San Diego City College

Reference: Education Code Section 84750, Title 5 Sections 55100, 58003.1(b), 58050, and 58051		EDP No.	Contact Hours of State Residents	Contact Hours of Nonresidents (ECS 76140)*
			1	A
First Primary Term				
1. 1st CW	Day	21	74,028.90	2,425.60
2. 1st CW	Ext. Day	22	35,203.30	738.60
Second Primary Term				
3. 1st CW	Day	23	78,748.10	1,909.20
4. 1st CW	Ext. Day	24	33,814.20	561.40
Third Primary Term				
5. 1st CW	Day	25	0.00	0.00
6. 1st CW	Ext. Day	26	0.00	0.00

FTES Calculations

	Resident FTES	Nonresident FTES
First Period Report Part 1.C. (1)(a)	0.00	0.00
Second Period Report Part 1.C. (1)(a)	0.00	0.00
Annual Report Part 1.C. (1)(a)	6,970.68	177.09

* Not to be included for FTES purposes.

PART III. STUDENT CONTACT HOURS OF DAILY CENSUS PROCEDURES COURSES

Fiscal Year: 2008-2009

Period: Annual

071 San Diego City College

Reference: Education Code Section 84750, Title 5 Sections 55100, 58003.1(c), 58050, and 58051		EDP No.	Contact Hours of State Residents	Contact Hours of Nonresidents (ECS 76140)*
			1	A
A. Summer Intersession Courses (Summer 2008 Only)				
1. 1st CD		27	537,720.14	12,502.70
B. Summer Intersession Courses (Summer 2009 - Prior to July 1, 2009)				
1. 1st CD		28	0.00	0.00
C. July 1 - December 31, 2008 (Exclusive of Summer Intersession)				
1. 1st CD	Day	29	151,970.30	26,405.40
2. 1st CD	Ext. Day	30	85,860.20	1,581.70
January 1 - April 15, 2009				
3. 1st CD	Day	31	122,256.80	12,697.00
4. 1st CD	Ext. Day	32	116,163.90	2,706.50
April 16 - June 30, 2009				
5. 1st CD	Day	33	0.00	0.00
6. 1st CD	Ext. Day	34	0.00	0.00

* Not to be included for FTES purposes.

HOURS MUST BE MULTIPLIED BY COURSE LENGTH BEFORE THEY ARE REPORTED ABOVE.

FTES Calculations

	Resident FTES	Nonresident FTES
First Period Report		
Part 1.A.(2)	0.00	0.00
Part 1.B.(2)	0.00	0.00
Part 1.C. (1)(b)	0.00	0.00
Second Period Report		
Part 1.A.(2)	0.00	0.00
Part 1.B.(2)	0.00	0.00
Part 1.C. (1)(b)	0.00	0.00
Annual Report		
Part 1.A.(2)	1,024.23	23.81
Part 1.B.(2)	0.00	0.00
Part 1.C. (1)(b)	907.15	82.65

PART III. STUDENT CONTACT HOURS OF DAILY CENSUS PROCEDURES COURSES

Fiscal Year: 2008-2009

Period: Annual

071 San Diego City College

Reference: Education Code Section 84750, Title 5 Sections 55100, 58003.1(c), 58050, and 58051		EDP No.	Contact Hours of State Residents	Contact Hours of Nonresidents (ECS 76140)*
			1	A
A. Summer Intersession Courses (Summer 2008 Only)				
1. 1st CD		27	537,720.14	12,502.70
B. Summer Intersession Courses (Summer 2009 - Prior to July 1, 2009)				
1. 1st CD		28	0.00	0.00
C. July 1 - December 31, 2008 (Exclusive of Summer Intersession)				
1. 1st CD	Day	29	151,970.30	26,405.40
2. 1st CD	Ext. Day	30	85,860.20	1,581.70
January 1 - April 15, 2009				
3. 1st CD	Day	31	122,256.80	12,697.00
4. 1st CD	Ext. Day	32	116,163.90	2,706.50
April 16 - June 30, 2009				
5. 1st CD	Day	33	0.00	0.00
6. 1st CD	Ext. Day	34	0.00	0.00

* Not to be included for FTES purposes.

HOURS MUST BE MULTIPLIED BY COURSE LENGTH BEFORE THEY ARE REPORTED ABOVE.

FTES Calculations

	Resident FTES	Nonresident FTES
First Period Report		
Part 1.A.(2)	0.00	0.00
Part 1.B.(2)	0.00	0.00
Part 1.C. (1)(b)	0.00	0.00
Second Period Report		
Part 1.A.(2)	0.00	0.00
Part 1.B.(2)	0.00	0.00
Part 1.C. (1)(b)	0.00	0.00
Annual Report		
Part 1.A.(2)	1,024.23	23.81
Part 1.B.(2)	0.00	0.00
Part 1.C. (1)(b)	907.15	82.65

PART IV. STUDENT CONTACT HOURS OF ACTUAL HOURS OF ATTENDANCE

Fiscal Year: 2008-2009

Period: Annual

071 San Diego City College

Reference: Education Code Sections 84750, 84757 Title 5 Sections 55100, 58007	EDP No	Contact Hours of State Residents 1	Contact Hours of Nonresidents (ECS 76140)* A
A. Summer Intersession Courses (Summer 2008 Only)			
1. Noncredit Courses	35	657,584.50	120.00 **
2. Credit Courses	36	21,594.80	115.70
B. Summer Intersession Courses (Summer 2009 - Prior to July 1, 2009)			
1. Noncredit Courses	37	3,556.75	0.00 **
2. Credit Courses	38	0.00	0.00
C. Noncredit Courses (Exclusive of Summer Intersession)			
1. July 1 - December 31, 2008	39	1,380,552.60	443.80 **
2. January 1 - April 15, 2009	40	1,381,678.90	427.50 **
3. April 16 - June 30, 2009	41	0.00	0.00 **
D. Credit Courses (Exclusive of Summer Intersession)			
4. July 1 - December 31, 2008 Day	42	96,858.30	1,400.20
Ext. Day	43	27,156.70	906.00
5. January 1 - April 15, 2009 Day	44	106,642.00	1,637.90
Ext. Day	45	49,409.40	730.90
6. April 16 - June 30, 2009 Day	46	0.00	0.00
Ext. Day	47	0.00	0.00

* Not to be included for FTES purposes.

** Report hours generated by nonresidents for which FTES are not claimed for noncredit courses.

FTES Calculations	Resident FTES	Nonresident FTES
First Period Report		
Part 1.A.(1)	0.00	0.00
Part 1.A.(2)	0.00	0.00
Part 1.B(1)	0.00	0.00
Part 1.B.(2)	0.00	0.00
Part 1.C.(2)(a)	0.00	0.00
Part 1.C.(2)(b)	0.00	0.00
Second Period Report		
Part 1.A.(1)	0.00	0.00
Part 1.A.(2)	0.00	0.00
Part 1.B(1)	0.00	0.00
Part 1.B.(2)	0.00	0.00
Part 1.C.(2)(a)	0.00	0.00
Part 1.C.(2)(b)	0.00	0.00
Annual Report		
Part 1.A.(1)	1,252.54	0.23
Part 1.A.(2)	41.13	0.22
Part 1.B(1)	6.77	0.00
Part 1.B.(2)	0.00	0.00
Part 1.C.(2)(a)	5,261.39	1.66
Part 1.C.(2)(b)	533.46	8.90

Run: 7/13/09
9:39AM

PART V. APPROVED INDEPENDENT STUDY AND WORK EXPERIENCE EDUCATION
Student Contact Hours of Weekly Census Procedure Courses (Credit)

Fiscal Year: 2008-2009

Period: Annual

071 San Diego City College

Reference: Education Code Section 84750, Title 5 Sections 55100, 58003.1(f), 58050, 58051, and 58009.5		EDP No.	Contact Hours of State Residents 1	Contact Hours of Nonresidents (ECS 76140)* A
First Primary Term				
1. 1st CW	Day	48	11,405.36	110.16
2. 1st CW	Ext. Day	49	1,865.10	31.20
Second Primary Term				
3. 1st CW	Day	50	12,128.20	178.35
4. 1st CW	Ext. Day	51	1,577.58	30.68
Third Primary Term				
5. 1st CW	Day	52	0.00	0.00
6. 1st CW	Ext. Day	53	0.00	0.00

* Not to be included for FTES purposes.

One WSCH is counted for each unit of credit for which the student is enrolled as of the census date.

FTES Calculations

	Resident FTES	Nonresident FTES
First Period Report Part 1.C.(3)(a)	0.00	0.00
Second Period Report Part 1.C.(3)(a)	0.00	0.00
Annual Report Part 1.C.(3)(a)	847.82	11.01

PART VI. APPROVED INDEPENDENT STUDY AND WORK EXPERIENCE EDUCATION
Student Contact Hours of Daily Census Procedure Courses (Credit)

Fiscal Year: 2008-2009

Period: Annual

071 San Diego City College

Reference: Education Code Section 84750, Title 5 Sections 55100, 58003.1(f), 58009.5, 58050, and 58051		EDP No.	Contact Hours of State Residents 1	Contact Hours of Nonresidents (ECS 76140)* A
A. Summer Intersession Courses (Summer 2008 Only)				
1. 1st CD		54	189,850.81	3,552.48
B. Summer Intersession Courses (Summer 2009 - Prior to July 1, 2009)				
1. 1st CD		55	0.00	0.00
C. July 1 - December 31, 2008 (Exclusive of Summer Intersession)				
1. 1st CD	Day	56	72,755.62	1,782.09
2. 1st CD	Ext. Day	57	1,484.99	49.50
January 1 - April 15, 2009				
3. 1st CD	Day	58	127,531.77	2,518.65
4. 1st CD	Ext. Day	59	12,919.40	247.50
April 16 - June 30, 2009				
5. 1st CD	Day	60	0.00	0.00
6. 1st CD	Ext. Day	61	0.00	0.00

* Not to be included for FTES purposes.

One WSCH is counted for each unit of credit for which the student is enrolled as of the census date. WSCH are to be multiplied by course length or the primary Term Length Multiplier before they are reported above.

FTES Calculations

	Resident FTES	Nonresident FTES
First Period Report		
Part 1.A.(2)	0.00	0.00
Part 1.B.(2)	0.00	0.00
Part 1.C. (3)(b)	0.00	0.00
Second Period Report		
Part 1.A.(2)	0.00	0.00
Part 1.B.(2)	0.00	0.00
Part 1.C. (3)(b)	0.00	0.00
Annual Report		
Part 1.A.(2)	361.62	6.77
Part 1.B.(2)	0.00	0.00
Part 1.C. (3)(b)	408.94	8.76

PART VII. APPROVED NONCREDIT INDEPENDENT STUDY DISTANCE EDUCATION COURSES
 Student Contact Hours Noncredit Courses

Fiscal Year: **2008-2009**

Period: **Annual**

071 San Diego City College

Reference: Education Code Sections 66700, 70901, 84750, and 84757; Title 5 Sections 55315(b), 55317, 55372, 55376, and 58003.1(f)(2)		EDP No.	Contact Hours of State Residents or Nonresidents Attending under ECS 84911 1	Contact Hours of Nonresidents * A
A. Summer Intersession Courses (Summer only)				
1. 1st CD		62	0.00	0.00
2. 2nd CD		63	0.00	0.00
3. Average [(1+2) / 2]		64	0.00	0.00
B. Summer Intersession Courses (Summer prior to July 1)				
1. 1st CD		65	0.00	0.00
2. 2nd CD		66	0.00	0.00
3. Average [(1+2) / 2]		67	0.00	0.00
C. July 1 - December 31, 2008				
1. 1st CD	Day	68	0.00	0.00
2. 1st CD	Ext. Day	69	0.00	0.00
3. 2nd CD	Day	70	0.00	0.00
4. 2nd CD	Ext. Day	71	0.00	0.00
5. Average [(1+2+3+4) / 2]		72	0.00	0.00
January 1 - April 15, 2009				
6. 1st CD	Day	73	0.00	0.00
7. 1st CD	Ext. Day	74	0.00	0.00
8. 2nd CD	Day	75	0.00	0.00
9. 2nd CD	Ext. Day	76	0.00	0.00
10. Average [(6+7+8+9) / 2]		77	0.00	0.00
April 16 - June 30, 2009				
11. 1st CD	Day	78	0.00	0.00
12. 1st CD	Ext. Day	79	0.00	0.00
13. 2nd CD	Day	80	0.00	0.00
14. 2nd CD	Ext. Day	81	0.00	0.00
15. Average ((11+12+13+14)/2)		82	0.00	0.00

* Not to be included for FTES purposes.

FTES Calculations

	Resident FTES	Nonresident FTES
First Period Report		
Part 1.A.(1)	0.00	0.00
Part 1.B.(1)	0.00	0.00
Part 1.C.(3)(c)	0.00	0.00
Second Period Report		
Part 1.A.(1)	0.00	0.00
Part 1.B.(1)	0.00	0.00
Part 1.C.(3)(c)	0.00	0.00
Annual Report		
Part 1.A.(1)	0.00	0.00
Part 1.B.(1)	0.00	0.00
Part 1.C.(3)(c)	0.00	0.00

Run: 7/13/09
9:39AM

PART VIII. FTES ANNUALIZERS (Excluding Summer Intersessions)

Fiscal Year: 2008-2009

Period: Annual

071 San Diego City College

First Period Report	EDP No	Annualizer
A. Part II	83	1.9900
B. Part III	84	1.7800
C. Part IV: Noncredit	85	2.4100
Credit	86	2.4100
D. Part V	87	1.8000
E. Part VI	88	2.0000
F. Part VII	89	1.0000
Second Period Report		
A. Part II	90	1.0000
B. Part III	91	1.0000
C. Part IV: Noncredit	92	1.0000
Credit	93	1.0000
D. Part V	94	1.0000
E. Part VI	95	1.0000
F. Part VII	96	1.0000

Term Length Multipliers

First Primary Term	16.50
Second Primary Term	16.50
Third Primary Term	0.00

**California Community Colleges
2008 - 2009 APPORTIONMENT ATTENDANCE REPORT
State Residents**

Date Due in
Chancellor's Office

Annual Period
(July 15)

District: San Diego Community College District

San Diego Mesa College

Part I. Full-Time Equivalent Student	EDP No.	Attendance FTES * (and Nonresidents Attending Noncredit Courses)	Factored FTES
A. Summer Intersession (Summer 2008 Only)			
1. Noncredit (Parts IV.A.1. + VII.A.3.)	01	595.32	595.32
2. Credit (Parts III.A.1. + IV.A.2. + VI.A.1.)	02	1,703.59	1,703.59
B. Summer Intersession (Summer 2009 - Prior to July 1, 2009)			
1. Noncredit (Parts IV.B.1. + VII.B.3.)	03	28.71	28.71
2. Credit (Parts III.B.1. + IV.B.2. + VI.B.1.)	04	0.00	0.00
C. Primary Terms (Exclusive of Summer Intersession)			
1. Census Procedure Courses			
(a) Weekly Census Contact Hours (Part II.)	05	10,561.45	10,561.45
(b) Daily Census Contact Hours (Part III.)	06	948.31	948.31
2. Actual Hours of Attendance Procedure Courses			
(a) Noncredit (Part IV.C.)	07	2,796.09	2,878.85 ^F
(b) Credit (Part IV.D.)	08	318.77	322.28 ^F
3. Independent Study/Work Experience Education Courses			
(a) Weekly Census Procedure Courses (Part V.) (Credit)	09	824.01	824.01
(b) Daily Census Procedure Courses (Part VI.) (Credit)	10	509.81	509.81
(c) Noncredit Independent Study/Distance Education Courses (Part VII.C.)	11	108.31	108.31
D. Total FTES	12	18,394.37	18,480.64
SUPPLEMENTAL INFORMATION ***			
E. In-Service Training Courses (FTES)	13	0.00	
F.	14		
	15		
G.	16		
	17		
H. Basic Skills courses and Immigrant Education ** (FTES)			
1. Noncredit	18	1,277.81	
2. Credit	19	685.43	
I. FTES: Total FTES Generated in Leased (or Rented) Space of Less Than 100% Control (non-inventoried space).	20	1,812.12	

^F Factored FTES

* Full-Time Equivalent Student. (See instruction 12, page 14)

** Inclusive of ESL and workforce preparation courses per SB 1764, Chapter 1068/92 for newly legalized immigrants.

*** Annualized at P1 and P2

**California Community Colleges
2008 - 2009 APPORTIONMENT ATTENDANCE REPORT
Nonresidents**

Date Due in
Chancellor's Office

Annual Period
(July 15)

District: San Diego Community College District

San Diego Mesa College

Part I. Full-Time Equivalent Student	EDP No.	Attendance FTES * of Non-Residents	Factored FTES
A. Summer Intersession (Summer 2008 Only)			
1. Noncredit (Parts IV.A.1. + VII.A.3.)	01	0.23	0.23
2. Credit (Parts III.A.1. + IV.A.2. + VI.A.1.)	02	54.54	54.54
B. Summer Intersession (Summer 2009 - Prior to July 1, 2009)			
1. Noncredit (Parts IV.B.1. + VII.B.3.)	03	0.00	0.00
2. Credit (Parts III.B.1. + IV.B.2. + VI.B.1.)	04	0.00	0.00
C. Primary Terms (Exclusive of Summer Intersession)			
1. Census Procedure Courses			
(a) Weekly Census Contact Hours (Part II.)	05	502.21	502.21
(b) Daily Census Contact Hours (Part III.)	06	74.20	74.20
2. Actual Hours of Attendance Procedure Courses			
(a) Noncredit (Part IV.C.)	07	3.78	3.89 ^F
(b) Credit (Part IV.D.)	08	6.37	6.44 ^F
3. Independent Study/Work Experience Education Courses			
(a) Weekly Census Procedure Courses (Part V.) (Credit)	09	17.09	17.09
(b) Daily Census Procedure Courses (Part VI.) (Credit)	10	12.78	12.78
(c) Noncredit Independent Study/Distance Education Courses (Part VII.C.)	11	0.00	0.00
D. Total FTES	12	671.20	671.38
SUPPLEMENTAL INFORMATION ***			
E. In-Service Training Courses (FTES)	13	0.00	
F.	14		
	15		
G.	16		
	17		
H. Basic Skills courses and Immigrant Education ** (FTES)			
1. Noncredit	18	0.00	
2. Credit	19	0.00	
I. FTES: Total FTES Generated in Leased (or Rented) Space of Less Than 100% Control (non-inventoried space).	20	0.00	

F Factored FTES

* Full-Time Equivalent Student. (See instruction 12, page 14)

** Inclusive of ESL and workforce preparation courses per SB 1764, Chapter 1068/92 for newly legalized immigrants.

*** Annualized at P1 and P2

PART II. STUDENT CONTACT HOURS OF WEEKLY CENSUS PROCEDURES COURSES

Fiscal Year: 2008-2009

Period: Annual

072 San Diego Mesa College

Reference: Education Code Section 84750, Title 5 Sections 55100, 58003.1(b), 58050, and 58051		EDP No.	Contact Hours of State Residents	Contact Hours of Nonresidents (ECS 76140)*
			1	A
First Primary Term				
1. 1st CW	Day	21	124,301.70	6,508.30
2. 1st CW	Ext. Day	22	43,075.70	1,494.40
Second Primary Term				
3. 1st CW	Day	23	122,238.60	6,456.50
4. 1st CW	Ext. Day	24	46,430.10	1,520.10
Third Primary Term				
5. 1st CW	Day	25	0.00	0.00
6. 1st CW	Ext. Day	26	0.00	0.00

FTES Calculations

	Resident FTES	Nonresident FTES
First Period Report Part 1.C. (1)(a)	0.00	0.00
Second Period Report Part 1.C. (1)(a)	0.00	0.00
Annual Report Part 1.C. (1)(a)	10,561.45	502.21

* Not to be included for FTES purposes.

PART III. STUDENT CONTACT HOURS OF DAILY CENSUS PROCEDURES COURSES

Fiscal Year: 2008-2009

Period: Annual

072 San Diego Mesa College

Reference: Education Code Section 84750, Title 5 Sections 55100, 58003.1(c), 58050, and 58051		EDP No.	Contact Hours of State Residents 1	Contact Hours of Nonresidents (ECS 76140)* A
A. Summer Intersession Courses (Summer 2008 Only)				
1. 1st CD		27	666,189.02	23,881.32
B. Summer Intersession Courses (Summer 2009 - Prior to July 1, 2009)				
1. 1st CD		28	0.00	0.00
C. July 1 - December 31, 2008 (Exclusive of Summer Intersession)				
1. 1st CD	Day	29	228,999.60	21,771.78
2. 1st CD	Ext. Day	30	24,960.60	3,605.80
January 1 - April 15, 2009				
3. 1st CD	Day	31	202,707.56	12,540.70
4. 1st CD	Ext. Day	32	41,197.00	1,035.40
April 16 - June 30, 2009				
5. 1st CD	Day	33	0.00	0.00
6. 1st CD	Ext. Day	34	0.00	0.00

* Not to be included for FTES purposes.

HOURS MUST BE MULTIPLIED BY COURSE LENGTH BEFORE THEY ARE REPORTED ABOVE.

FTES Calculations

	Resident FTES	Nonresident FTES
First Period Report		
Part 1.A.(2)	0.00	0.00
Part 1.B.(2)	0.00	0.00
Part 1.C. (1)(b)	0.00	0.00
Second Period Report		
Part 1.A.(2)	0.00	0.00
Part 1.B.(2)	0.00	0.00
Part 1.C. (1)(b)	0.00	0.00
Annual Report		
Part 1.A.(2)	1,268.93	45.49
Part 1.B.(2)	0.00	0.00
Part 1.C. (1)(b)	948.31	74.20

PART IV. STUDENT CONTACT HOURS OF ACTUAL HOURS OF ATTENDANCE

Fiscal Year: 2008-2009

Period: Annual

072 San Diego Mesa College

Reference: Education Code Sections 84750, 84757 Title 5 Sections 55100, 58007		EDP No	Contact Hours of State Residents 1	Contact Hours of Nonresidents (ECS 76140)* A
A. Summer Intersession Courses (Summer 2008 Only)				
1. Noncredit Courses	35		312,544.10	122.30 **
2. Credit Courses	36		30,178.40	0.00
B. Summer Intersession Courses (Summer 2009 - Prior to July 1, 2009)				
1. Noncredit Courses	37		15,072.75	0.00 **
2. Credit Courses	38		0.00	0.00
C. Noncredit Courses (Exclusive of Summer Intersession)				
1. July 1 - December 31, 2008	39		723,613.00	1,037.80 **
2. January 1 - April 15, 2009	40		744,333.35	947.40 **
3. April 16 - June 30, 2009	41		0.00	0.00 **
D. Credit Courses (Exclusive of Summer Intersession)				
4. July 1 - December 31, 2008 Day	42		76,533.10	1,964.40
Ext. Day	43		2,112.00	0.00
5. January 1 - April 15, 2009 Day	44		86,657.60	1,380.10
Ext. Day	45		2,053.00	0.00
6. April 16 - June 30, 2009 Day	46		0.00	0.00
Ext. Day	47		0.00	0.00

* Not to be included for FTES purposes.

** Report hours generated by nonresidents for which FTES are not claimed for noncredit courses.

FTES Calculations	Resident FTES	Nonresident FTES
First Period Report		
Part 1.A.(1)	0.00	0.00
Part 1.A.(2)	0.00	0.00
Part 1.B.(1)	0.00	0.00
Part 1.B.(2)	0.00	0.00
Part 1.C.(2)(a)	0.00	0.00
Part 1.C.(2)(b)	0.00	0.00
Second Period Report		
Part 1.A.(1)	0.00	0.00
Part 1.A.(2)	0.00	0.00
Part 1.B.(1)	0.00	0.00
Part 1.B.(2)	0.00	0.00
Part 1.C.(2)(a)	0.00	0.00
Part 1.C.(2)(b)	0.00	0.00
Annual Report		
Part 1.A.(1)	595.32	0.23
Part 1.A.(2)	57.48	0.00
Part 1.B.(1)	28.71	0.00
Part 1.B.(2)	0.00	0.00
Part 1.C.(2)(a)	2,796.09	3.78
Part 1.C.(2)(b)	318.77	6.37

Run: 7/13/09
9:41AM

PART V. APPROVED INDEPENDENT STUDY AND WORK EXPERIENCE EDUCATION
Student Contact Hours of Weekly Census Procedure Courses (Credit)

Fiscal Year: 2008-2009 Period: Annual

072 San Diego Mesa College

Reference: Education Code Section 84750, Title 5 Sections 55100, 58003.1(f), 58050, 58051, and 58009.5		EDP No.	Contact Hours of State Residents 1	Contact Hours of Nonresidents (ECS 76140)* A
First Primary Term				
1. 1st CW	Day	48	842.80	38.66
2. 1st CW	Ext. Day	49	12,323.34	201.33
Second Primary Term				
3. 1st CW	Day	50	472.00	12.00
4. 1st CW	Ext. Day	51	12,580.51	291.65
Third Primary Term				
5. 1st CW	Day	52	0.00	0.00
6. 1st CW	Ext. Day	53	0.00	0.00

* Not to be included for FTES purposes.

One WSCH is counted for each unit of credit for which the student is enrolled as of the census date.

FTES Calculations

	Resident FTES	Nonresident FTES
First Period Report		
Part 1.C.(3)(a)	0.00	0.00
Second Period Report		
Part 1.C.(3)(a)	0.00	0.00
Annual Report		
Part 1.C.(3)(a)	824.01	17.09

PART VI. APPROVED INDEPENDENT STUDY AND WORK EXPERIENCE EDUCATION
 Student Contact Hours of Daily Census Procedure Courses (Credit)

Fiscal Year: 2008-2009

Period: Annual

072 San Diego Mesa College

Reference: Education Code Section 84750, Title 5 Sections 55100, 58003.1(f), 58009.5, 58050, and 58051		EDP No.	Contact Hours of State Residents	Contact Hours of Nonresidents (ECS 76140)*
		1	A	
A. Summer Intersession Courses (Summer 2008 Only)				
1. 1st CD		54	198,018.37	4,748.97
B. Summer Intersession Courses (Summer 2009 - Prior to July 1, 2009)				
1. 1st CD		55	0.00	0.00
C. July 1 - December 31, 2008 (Exclusive of Summer Intersession)				
1. 1st CD	Day	56	3,217.20	33.00
2. 1st CD	Ext. Day	57	95,105.82	2,668.53
January 1 - April 15, 2009				
3. 1st CD	Day	58	7,795.46	49.50
4. 1st CD	Ext. Day	59	161,534.34	3,958.56
April 16 - June 30, 2009				
5. 1st CD	Day	60	0.00	0.00
6. 1st CD	Ext. Day	61	0.00	0.00

* Not to be included for FTES purposes.

One WSCH is counted for each unit of credit for which the student is enrolled as of the census date. WSCH are to be multiplied by course length or the primary Term Length Multiplier before they are reported above.

FTES Calculations

	Resident FTES	Nonresident FTES
First Period Report		
Part 1.A.(2)	0.00	0.00
Part 1.B.(2)	0.00	0.00
Part 1.C. (3)(b)	0.00	0.00
Second Period Report		
Part 1.A.(2)	0.00	0.00
Part 1.B.(2)	0.00	0.00
Part 1.C. (3)(b)	0.00	0.00
Annual Report		
Part 1.A.(2)	377.18	9.05
Part 1.B.(2)	0.00	0.00
Part 1.C. (3)(b)	509.81	12.78

PART VII. APPROVED NONCREDIT INDEPENDENT STUDY DISTANCE EDUCATION COURSES
 Student Contact Hours Noncredit Courses

Fiscal Year: 2008-2009

Period: Annual

072 San Diego Mesa College

Reference: Education Code Sections 66700, 70901, 84750, and 84757; Title 5 Sections 55315(b), 55317, 55372, 55376, and 58003.1(f)(2)	EDP No.	Contact Hours of State Residents or Nonresidents Attending under ECS 84911 1	Contact Hours of Nonresidents * A
A. Summer Intersession Courses (Summer only)			
1. 1st CD	62	0.00	0.00
2. 2nd CD	63	0.00	0.00
3. Average $[(1+2) / 2]$	64	0.00	0.00
B. Summer Intersession Courses (Summer prior to July 1)			
1. 1st CD	65	0.00	0.00
2. 2nd CD	66	0.00	0.00
3. Average $[(1+2) / 2]$	67	0.00	0.00
C. July 1 - December 31, 2008			
1. 1st CD Day	68	35,956.29	0.00
2. 1st CD Ext. Day	69	0.00	0.00
3. 2nd CD Day	70	33,426.73	0.00
4. 2nd CD Ext. Day	71	0.00	0.00
5. Average $[(1+2+3+4) / 2]$	72	34,691.51	0.00
January 1 - April 15, 2009			
6. 1st CD Day	73	23,497.78	0.00
7. 1st CD Ext. Day	74	0.00	0.00
8. 2nd CD Day	75	20,843.08	0.00
9. 2nd CD Ext. Day	76	0.00	0.00
10. Average $[(6+7+8+9) / 2]$	77	22,170.43	0.00
April 16 - June 30, 2009			
11. 1st CD Day	78	0.00	0.00
12. 1st CD Ext. Day	79	0.00	0.00
13. 2nd CD Day	80	0.00	0.00
14. 2nd CD Ext. Day	81	0.00	0.00
15. Average $[(11+12+13+14) / 2]$	82	0.00	0.00

* Not to be included for FTES purposes.

FTES Calculations

	Resident FTES	Nonresident FTES
First Period Report		
Part 1.A.(1)	0.00	0.00
Part 1.B.(1)	0.00	0.00
Part 1.C.(3)(c)	0.00	0.00
Second Period Report		
Part 1.A.(1)	0.00	0.00
Part 1.B.(1)	0.00	0.00
Part 1.C.(3)(c)	0.00	0.00
Annual Report		
Part 1.A.(1)	0.00	0.00
Part 1.B.(1)	0.00	0.00
Part 1.C.(3)(c)	108.31	0.00

Run: 7/13/09
9:41AM

PART VIII. FTES ANNUALIZERS (Excluding Summer Intersessions)

Fiscal Year: 2008-2009

Period: Annual

072 San Diego Mesa College

First Period Report	EDP No	Annualizer
A. Part II	83	1.9900
B. Part III	84	1.8700
C. Part IV: Noncredit	85	2.4100
Credit	86	2.2000
D. Part V	87	1.9000
E. Part VI	88	2.0000
F. Part VII	89	1.0000
Second Period Report		
A. Part II	90	1.0000
B. Part III	91	1.0000
C. Part IV: Noncredit	92	1.0000
Credit	93	1.0000
D. Part V	94	1.0000
E. Part VI	95	1.0000
F. Part VII	96	1.0000

Term Length Multipliers

First Primary Term	16.50
Second Primary Term	16.50
Third Primary Term	0.00

**California Community Colleges
2008 - 2009 APPORTIONMENT ATTENDANCE REPORT
State Residents**

Date Due in
Chancellor's Office

Annual Period
(July 15)

District: San Diego Community College District

San Diego Miramar College

Part I. Full-Time Equivalent Student	EDP No.	Attendance FTES * of State Residents (and Nonresidents Attending Noncredit Courses)	Factored FTES
A. Summer Intersession (Summer 2008 Only)			
1. Noncredit (Parts IV.A.1. + VII.A.3.)	01	126.51	126.51
2. Credit (Parts III.A.1. + IV.A.2. + VI.A.1.)	02	1,027.64	1,027.64
B. Summer Intersession (Summer 2009 - Prior to July 1, 2009)			
1. Noncredit (Parts IV.B.1. + VII.B.3.)	03	2.05	2.05
2. Credit (Parts III.B.1. + IV.B.2. + VI.B.1.)	04	68.72	68.72
C. Primary Terms (Exclusive of Summer Intersession)			
1. Census Procedure Courses			
(a) Weekly Census Contact Hours (Part II.)	05	3,893.52	3,893.52
(b) Daily Census Contact Hours (Part III.)	06	302.63	302.63
2. Actual Hours of Attendance Procedure Courses			
(a) Noncredit (Part IV.C.)	07	558.93	575.87 ^F
(b) Credit (Part IV.D.)	08	823.07	839.61 ^F
3. Independent Study/Work Experience Education Courses			
(a) Weekly Census Procedure Courses (Part V.) (Credit)	09	734.15	734.15
(b) Daily Census Procedure Courses (Part VI.) (Credit)	10	311.33	311.33
(c) Noncredit Independent Study/Distance Education Courses (Part VII.C.)	11	0.00	0.00
D. Total FTES	12	7,848.55	7,882.03
SUPPLEMENTAL INFORMATION ***			
E. In-Service Training Courses (FTES)	13	1,216.39	
F.	14		
G.	15		
	16		
	17		
H. Basic Skills courses and Immigrant Education ** (FTES)			
1. Noncredit	18	556.11	
2. Credit	19	461.07	
I. FTES: Total FTES Generated in Leased (or Rented) Space of Less Than 100% Control (non-inventoried space).	20	1,021.19	

F Factored FTES

* Full-Time Equivalent Student. (See instruction 12, page 14)

** Inclusive of ESL and workforce preparation courses per SB 1764, Chapter 1068/92 for newly legalized immigrants.

*** Annualized at P1 and P2

**California Community Colleges
2008 - 2009 APPORTIONMENT ATTENDANCE REPORT
Nonresidents**

Date Due in
Chancellor's Office

Annual Period
(July 15)

District: San Diego Community College District

San Diego Miramar College

Part I. Full-Time Equivalent Student	EDP No.	Attendance FTES * of Non-Residents	Factored FTES
A. Summer Intersession (Summer 2008 Only)			
1. Noncredit (Parts IV.A.1. + VII.A.3.)	01	0.01	0.01
2. Credit (Parts III.A.1. + IV.A.2. + VI.A.1.)	02	13.70	13.70
B. Summer Intersession (Summer 2009 - Prior to July 1, 2009)			
1. Noncredit (Parts IV.B.1. + VII.B.3.)	03	0.00	0.00
2. Credit (Parts III.B.1. + IV.B.2. + VI.B.1.)	04	0.52	0.52
C. Primary Terms (Exclusive of Summer Intersession)			
1. Census Procedure Courses			
(a) Weekly Census Contact Hours (Part II.)	05	90.45	90.45
(b) Daily Census Contact Hours (Part III.)	06	2.56	2.56
2. Actual Hours of Attendance Procedure Courses			
(a) Noncredit (Part IV.C.)	07	0.73	0.75 ^F
(b) Credit (Part IV.D.)	08	4.53	4.62 ^F
3. Independent Study/Work Experience Education Courses			
(a) Weekly Census Procedure Courses (Part V.) (Credit)	09	7.90	7.90
(b) Daily Census Procedure Courses (Part VI.) (Credit)	10	4.12	4.12
(c) Noncredit Independent Study/Distance Education Courses (Part VII.C.)	11	0.00	0.00
D. Total FTES	12	124.52	124.63
SUPPLEMENTAL INFORMATION ***			
E. In-Service Training Courses (FTES)	13	0.00	
F.	14		
G.	15		
	16		
	17		
H. Basic Skills courses and Immigrant Education ** (FTES)			
1. Noncredit	18	0.00	
2. Credit	19	0.00	
I. FTES: Total FTES Generated in Leased (or Rented) Space of Less Than 100% Control (non-inventoried space).	20	0.00	

F Factored FTES

* Full-Time Equivalent Student. (See instruction 12, page 14)

** Inclusive of ESL and workforce preparation courses per SB 1764, Chapter 1068/92 for newly legalized immigrants.

*** Annualized at P1 and P2

PART II. STUDENT CONTACT HOURS OF WEEKLY CENSUS PROCEDURES COURSES

Fiscal Year: 2008-2009

Period: Annual

073 San Diego Miramar College

Reference: Education Code Section 84750, Title 5 Sections 55100, 58003.1(b), 58050, and 58051		EDP No.	Contact Hours of State Residents	Contact Hours of Nonresidents (ECS 76140)*
			1	A
First Primary Term				
1. 1st CW	Day	21	40,514.20	1,132.60
2. 1st CW	Ext. Day	22	21,735.00	366.20
Second Primary Term				
3. 1st CW	Day	23	41,200.10	1,026.40
4. 1st CW	Ext. Day	24	20,435.50	352.90
Third Primary Term				
5. 1st CW	Day	25	0.00	0.00
6. 1st CW	Ext. Day	26	0.00	0.00

FTES Calculations

	Resident FTES	Nonresident FTES
First Period Report Part 1.C. (1)(a)	0.00	0.00
Second Period Report Part 1.C. (1)(a)	0.00	0.00
Annual Report Part 1.C. (1)(a)	3,893.52	90.45

* Not to be included for FTES purposes.

PART III. STUDENT CONTACT HOURS OF DAILY CENSUS PROCEDURES COURSES

Fiscal Year: 2008-2009

Period: Annual

073 San Diego Miramar College

Reference: Education Code Section 84750, Title 5 Sections 55100, 58003.1(c), 58050, and 58051		EDP No.	Contact Hours of State Residents 1	Contact Hours of Nonresidents (ECS 76140)* A
A. Summer Intersession Courses (Summer 2008 Only)				
1. 1st CD		27	164,693.60	3,531.50
B. Summer Intersession Courses (Summer 2009 - Prior to July 1, 2009)				
1. 1st CD		28	2,589.60	99.60
C. July 1 - December 31, 2008 (Exclusive of Summer Intersession)				
1. 1st CD	Day	29	46,786.64	317.00
2. 1st CD	Ext. Day	30	29,785.70	134.60
January 1 - April 15, 2009				
3. 1st CD	Day	31	65,555.50	449.70
4. 1st CD	Ext. Day	32	16,754.70	442.40
April 16 - June 30, 2009				
5. 1st CD	Day	33	0.00	0.00
6. 1st CD	Ext. Day	34	0.00	0.00

* Not to be included for FTES purposes.

HOURS MUST BE MULTIPLIED BY COURSE LENGTH BEFORE THEY ARE REPORTED ABOVE.

FTES Calculations

	Resident FTES	Nonresident FTES
First Period Report		
Part 1.A.(2)	0.00	0.00
Part 1.B.(2)	0.00	0.00
Part 1.C. (1)(b)	0.00	0.00
Second Period Report		
Part 1.A.(2)	0.00	0.00
Part 1.B.(2)	0.00	0.00
Part 1.C. (1)(b)	0.00	0.00
Annual Report		
Part 1.A.(2)	313.70	6.73
Part 1.B.(2)	4.93	0.19
Part 1.C. (1)(b)	302.63	2.56

PART IV. STUDENT CONTACT HOURS OF ACTUAL HOURS OF ATTENDANCE

Fiscal Year: 2008-2009

Period: Annual

073 San Diego Miramar College

Reference: Education Code Sections 84750, 84757 Title 5 Sections 55100, 58007	EDP No	Contact Hours of State Residents 1	Contact Hours of Nonresidents (ECS 76140)* A
A. Summer Intersession Courses (Summer 2008 Only)			
1. Noncredit Courses	35	66,417.45	6.60 **
2. Credit Courses	36	226,075.50	37.30
B. Summer Intersession Courses (Summer 2009 - Prior to July 1, 2009)			
1. Noncredit Courses	37	1,076.50	0.00 **
2. Credit Courses	38	19,136.25	173.25
C. Noncredit Courses (Exclusive of Summer Intersession)			
1. July 1 - December 31, 2008	39	143,447.35	111.80 **
2. January 1 - April 15, 2009	40	149,992.60	270.60 **
3. April 16 - June 30, 2009	41	0.00	0.00 **
D. Credit Courses (Exclusive of Summer Intersession)			
4. July 1 - December 31, 2008 Day	42	209,116.25	1,094.45
Ext Day	43	5,210.50	112.00
5. January 1 - April 15, 2009 Day	44	206,287.15	955.05
Ext Day	45	11,498.00	214.50
6. April 16 - June 30, 2009 Day	46	0.00	0.00
Ext Day	47	0.00	0.00

* Not to be included for FTES purposes.

** Report hours generated by nonresidents for which FTES are not claimed for noncredit courses.

FTES Calculations	Resident FTES	Nonresident FTES
First Period Report		
Part 1.A.(1)	0.00	0.00
Part 1.A.(2)	0.00	0.00
Part 1.B.(1)	0.00	0.00
Part 1.B.(2)	0.00	0.00
Part 1.C.(2)(a)	0.00	0.00
Part 1.C.(2)(b)	0.00	0.00
Second Period Report		
Part 1.A.(1)	0.00	0.00
Part 1.A.(2)	0.00	0.00
Part 1.B.(1)	0.00	0.00
Part 1.B.(2)	0.00	0.00
Part 1.C.(2)(a)	0.00	0.00
Part 1.C.(2)(b)	0.00	0.00
Annual Report		
Part 1.A.(1)	126.51	0.01
Part 1.A.(2)	430.62	0.07
Part 1.B.(1)	2.05	0.00
Part 1.B.(2)	36.45	0.33
Part 1.C.(2)(a)	558.93	0.73
Part 1.C.(2)(b)	823.07	4.53

Run: 7/13/09
9:43AM

PART V. APPROVED INDEPENDENT STUDY AND WORK EXPERIENCE EDUCATION
Student Contact Hours of Weekly Census Procedure Courses (Credit)

Fiscal Year: 2008-2009

Period: Annual

073 San Diego Miramar College

Reference: Education Code Section 84750, Title 5 Sections 55100, 58003.1(f), 58050, 58051, and 58009.5		EDP No.	Contact Hours of State Residents 1	Contact Hours of Nonresidents (ECS 76140)* A
First Primary Term				
1. 1st CW	Day	48	11,127.93	102.13
2. 1st CW	Ext. Day	49	169.50	0.00
Second Primary Term				
3. 1st CW	Day	50	11,815.91	146.24
4. 1st CW	Ext. Day	51	246.00	3.00
Third Primary Term				
5. 1st CW	Day	52	0.00	0.00
6. 1st CW	Ext. Day	53	0.00	0.00

* Not to be included for FTES purposes.

One WSCH is counted for each unit of credit for which the student is enrolled as of the census date.

FTES Calculations

	Resident FTES	Nonresident FTES
First Period Report		
Part 1.C.(3)(a)	0.00	0.00
Second Period Report		
Part 1.C.(3)(a)	0.00	0.00
Annual Report		
Part 1.C.(3)(a)	734.15	7.90

PART VI. APPROVED INDEPENDENT STUDY AND WORK EXPERIENCE EDUCATION
Student Contact Hours of Daily Census Procedure Courses (Credit)

Fiscal Year: 2008-2009

Period: Annual

073 San Diego Miramar College

Reference: Education Code Section 84750, Title 5 Sections 55100, 58003.1(f), 58009.5, 58050, and 58051		EDP No.	Contact Hours of State Residents	Contact Hours of Nonresidents (ECS 76140)*
		1	A	
A. Summer Intersession Courses (Summer 2008 Only)				
1. 1st CD	54	148,742.04	3,620.98	
B. Summer Intersession Courses (Summer 2009 - Prior to July 1, 2009)				
1. 1st CD	55	14,354.89	0.00	
C. July 1 - December 31, 2008 (Exclusive of Summer Intersession)				
1. 1st CD Day	56	66,527.48	1,055.99	
2. 1st CD Ext. Day	57	2,045.93	0.00	
January 1 - April 15, 2009				
3. 1st CD Day	58	91,377.84	1,055.99	
4. 1st CD Ext. Day	59	3,497.97	49.50	
April 16 - June 30, 2009				
5. 1st CD Day	60	0.00	0.00	
6. 1st CD Ext. Day	61	0.00	0.00	

* Not to be included for FTES purposes.

One WSCH is counted for each unit of credit for which the student is enrolled as of the census date. WSCH are to be multiplied by course length or the primary Term Length Multiplier before they are reported above.

FTES Calculations

	Resident FTES	Nonresident FTES
First Period Report		
Part 1.A.(2)	0.00	0.00
Part 1.B.(2)	0.00	0.00
Part 1.C. (3)(b)	0.00	0.00
Second Period Report		
Part 1.A.(2)	0.00	0.00
Part 1.B.(2)	0.00	0.00
Part 1.C. (3)(b)	0.00	0.00
Annual Report		
Part 1.A.(2)	283.32	6.90
Part 1.B.(2)	27.34	0.00
Part 1.C. (3)(b)	311.33	4.12

PART VII. APPROVED NONCREDIT INDEPENDENT STUDY DISTANCE EDUCATION COURSES
 Student Contact Hours Noncredit Courses

Fiscal Year: 2008-2009

Period: Annual

073 San Diego Miramar College

Reference: Education Code Sections 66700, 70901, 84750, and 84757; Title 5 Sections 55315(b), 55317, 55372, 55376, and 58003.1(f)(2)		EDP No.	Contact Hours of State Residents or Nonresidents Attending under ECS 84911 1	Contact Hours of Nonresidents * A
A. Summer Intersession Courses (Summer only)				
1. 1st CD		62	0.00	0.00
2. 2nd CD		63	0.00	0.00
3. Average [(1+2) / 2]		64	0.00	0.00
B. Summer Intersession Courses (Summer prior to July 1)				
1. 1st CD		65	0.00	0.00
2. 2nd CD		66	0.00	0.00
3. Average [(1+2) / 2]		67	0.00	0.00
C. July 1 - December 31, 2008				
1. 1st CD	Day	68	0.00	0.00
2. 1st CD	Ext. Day	69	0.00	0.00
3. 2nd CD	Day	70	0.00	0.00
4. 2nd CD	Ext. Day	71	0.00	0.00
5. Average [(1+2+3+4) / 2]		72	0.00	0.00
January 1 - April 15, 2009				
6. 1st CD	Day	73	0.00	0.00
7. 1st CD	Ext. Day	74	0.00	0.00
8. 2nd CD	Day	75	0.00	0.00
9. 2nd CD	Ext. Day	76	0.00	0.00
10. Average [(6+7+8+9) / 2]		77	0.00	0.00
April 16 - June 30, 2009				
11. 1st CD	Day	78	0.00	0.00
12. 1st CD	Ext. Day	79	0.00	0.00
13. 2nd CD	Day	80	0.00	0.00
14. 2nd CD	Ext. Day	81	0.00	0.00
15. Average ((11+12+13+14)/2)		82	0.00	0.00

* Not to be included for FTES purposes.

FTES Calculations

	Resident FTES	Nonresident FTES
First Period Report		
Part 1.A.(1)	0.00	0.00
Part 1.B.(1)	0.00	0.00
Part 1.C.(3)(c)	0.00	0.00
Second Period Report		
Part 1.A.(1)	0.00	0.00
Part 1.B.(1)	0.00	0.00
Part 1.C.(3)(c)	0.00	0.00
Annual Report		
Part 1.A.(1)	0.00	0.00
Part 1.B.(1)	0.00	0.00
Part 1.C.(3)(c)	0.00	0.00

Run: 7/13/09
9:44AM

PART VIII. FTES ANNUALIZERS (Excluding Summer Intersessions)

Fiscal Year: 2008-2009

Period: Annual

073 San Diego Miramar College

First Period Report	EDP No.	Annualizer
A. Part II	83	1.9900
B. Part III	84	2.0700
C. Part IV: Noncredit	85	2.4100
Credit	86	2.9300
D. Part V	87	2.0000
E. Part VI	88	2.0000
F. Part VII	89	1.0000
Second Period Report		
A. Part II	90	1.0000
B. Part III	91	1.0000
C. Part IV: Noncredit	92	1.0000
Credit	93	1.0000
D. Part V	94	1.0000
E. Part VI	95	1.0000
F. Part VII	96	1.0000

Term Length Multipliers

First Primary Term	16.50
Second Primary Term	16.50
Third Primary Term	0.00

**California Community Colleges
2008-09 Apportionment Attendance Report (CCFS-320)
Addendum to Part I, "SUPPLEMENTAL INFORMATION"
ANNUAL REPORT: FTES for Centers**

Comprehensive Center FTES

District: San Diego Community College District

# Center	Credit FTES	Non-Credit FTES	Total FTES
1 Centre City Campus and Skills	0.00	1,505.24	1,505.24
2 Educational Cultural Complex	0.00	1,651.25	1,651.25
3 Mid-City Campus	0.00	2,735.37	2,735.37
4 North City Campus	0.00	2,288.55	2,288.55
5 West City Campus	0.00	1,844.12	1,844.12
Total:	0.00	10,024.53	10,024.53


The above amounts are annualized and reflect the number of FTES the district expects to generate as of the final Annual CCFS-320 Report.

CERTIFICATION

I, the District Chief Executive Officer, hereby certify that, to the best of my knowledge and belief (1) this report is true and correct, and (2) all data have been recorded and compiled in accordance with provisions of the Education Code, Title 5 regulations adopted by the Board of Governors, and System Office instructions applicable to this form.

Chief Executive Officer

Signature:



Typed Name: Constance M. Carroll

Date: Jul 15, 2009

District Contact Person

Name: Lynn Ceresino Neault

Title: Vice Chancellor, Student Services

Telephone: (619) 388-6922

Fax: (619) 388-6970

E-Mail: lneault@sdccd.edu

Electronic Certification Date

2009-07-13 09:07:26.0

Submission Instruction: Attach FTES for Centers to the original signed CCFS-320 Report that is due to the System Office by July 15, 2009.

California Community Colleges
2008-09 Apportionment Attendance Report (CCFS-320)
Addendum to Part I, "SUPPLEMENTAL INFORMATION"
ANNUAL REPORT: CDCP Noncredit FTES

Noncredit Courses Eligible for Enhanced Funding

District: San Diego Community College District

#	Crs Num	Course Title	FTES	Sections
1	ABED 402	Basic Education	279.20	90
2	ABED 430	Pre-Vocational ABE	18.57	8
3	ACCT 502	Computerized Accounting	30.49	43
4	ACCT 511	Accounting-Beginning	28.29	19
5	ACCT 512	Accounting-Intermediate	4.82	11
6	ARTC 517	Electronic Prepress Operations	31.15	4
7	ARTC 518	Commercial Printing Operations	10.53	3
8	AUTO 411	Auto Body and Paint Technician	42.54	3
9	AUTO 411A	Auto Body Refinishing Technician	16.36	2
10	AUTO 414	Basic Upholstery Skills	19.84	2
11	AUTO 415	Automotive Upholstery	21.20	3
12	AUTO 507	Automotive Technician	72.98	9
13	AUTO 507A	Engine/Electrical/Performance	29.50	2
14	AUTO 600	Quick Service Lube Pre-delivery Inspection Technician	0.00	0
15	AUTO 601	Automotive Introductory and Safety	0.00	0
16	BUSN 600	Business on the Internet	5.12	10
17	BUSN 603	Legal Issues on the Internet	0.00	0
18	CLTX 620	Sewing Fundamentals	53.93	18
19	CLTX 630	Sewing Like a Professional	65.67	28
20	CLTX 635	Contemporary Tailoring	2.73	2
21	CLTX 651	Sewn Product Business I	0.00	0
22	CLTX 652	Sewn Product Business II	0.00	0
23	CLTX 653	Sewn Product Business III	0.00	0
24	COMM 610	Virtual Reality	0.00	0
25	COMM 614	Computer Presentations	26.74	117
26	COMM 618	Web Site Creation	81.45	103
27	COMM 622	Writing for the Internet	0.00	0
28	COMM 630	Interactive Media	50.76	4
29	COMM 630A	Interactive Media-Multimedia	45.76	5
30	COMM 630B	Interactive Media-Web	39.36	4
31	COMP 600	Introduction to Networking	34.78	38
32	COMP 601	Intro to Router Configuration	13.55	19
33	COMP 602	Local Area Networking Design	9.92	22
34	COMP 603	Wide Area Network Design	9.34	12
35	COMP 608	Basic Network Configuration	11.32	13
36	COMP 610	Computer Care-Software Tools	14.68	13
37	COMP 612	Hardware Service Technician	46.61	9
38	COMP 613	Data Voice and Video Cabling	4.71	2
39	COMP 615	Internet TCP/IP and DNS	13.32	21
40	COMP 619	Introduction to UNIX	1.54	1
41	COMP 623	Server Side Programming	26.57	43

42	COMP 625	Web Server Maint & Security 1	0.00	0
43	COMP 626	Web Server Maint & Security 2	0.00	0
44	COMP 627	Basic Web Server Security	0.00	0
45	COMP 630	Introduction to Web Servers	0.00	0
46	COMP 633	Web Server Configuration	0.26	2
47	COMP 635	Information Architecture	0.00	0
48	COMP 638	Technical Support Specialist	2.60	8
49	COMP 699	Emerging Topics-Computers	18.37	17
50	DIES 400	Introduction to Diesel Technology	0.00	0
51	DIES 401	Measuring Tools and Applied Mathematics	0.00	0
52	ELRN 400	Basic Electronic Assembly	52.99	6
53	ELRN 405	Basic Electronics	101.46	3
54	ELRN 440	Electronic Test Technician	67.67	9
55	ESLA 415	ESL Multi-level	619.21	207
56	ESLA 421	Beginning Pre-Vocational ESL	0.00	0
57	ESLA 422	Intermed. Pre-Vocational ESL	50.26	8
58	ESLA 423	Advanced Pre-Vocational ESL	108.15	11
59	ESLA 431	ESL Beg Literacy 1	64.53	7
60	ESLA 432	ESL Beg Low 2	1,015.90	130
61	ESLA 433	ESL Beg High 3	581.42	68
62	ESLA 434	ESL Int Low 4	493.49	65
63	ESLA 435	ESL Int High 5	526.04	53
64	ESLA 436	ESL Adv Low 6	315.42	42
65	ESLA 437	ESL Adv High 7	244.03	38
66	ESLA 445	ESL Pronunciation	47.13	26
67	FDNT 601	Nutrition Basics	0.53	4
68	FDNT 605	Eat for a Healthy Lifestyle	0.00	0
69	FDNT 610	Menu Planning	21.64	21
70	FDNT 615	Time-Saving Cooking	23.15	9
71	FDNT 627	Professional Bakeshop Skills	50.01	6
72	FDNT 628	Advanced Bakeshop Skills	6.35	2
73	FDNT 671	Culinary Arts I	8.36	2
74	FDNT 672	Culinary Arts II	9.54	2
75	FDNT 673	Culinary Arts III	15.02	3
76	FDNT 674	Culinary Arts IV	12.88	3
77	FDNT 675	Culinary Arts V	11.70	3
78	FDNT 676	Culinary Arts VI	11.07	3
79	GSDP 467A	Unifying Algebra/Geometry 1	0.00	0
80	GSDP 467B	Unifying Algebra/Geometry 2	0.00	0
81	HLTH 605	Nursing Assistant Training	124.48	22
82	HLTH 606	Home Health Aide	5.44	6
83	HMDV 533	Family Home Day Care Training	1.31	5
84	HMDV 545	Family Relations	3.80	26
85	HMDV 610	Newborn to 12 Months	20.08	15
86	HMDV 615	12/23 Months/Walking - Talking	13.29	8
87	HMDV 620	24 to 36 Months/Discovering Me	27.39	11
88	HMDV 626	3-5 Years-Preschool Experience	76.01	14
89	HMDV 630	Outdoor Classroom	26.95	13
90	HMDV 675	Foster Parenting	18.02	14

91	HMDV 678	Adoptive Parenting	0.00	0
92	HMDV 680	Families Learning Together	42.93	8
93	HMDV 690	Family Communications	11.38	16
94	HMDV 699	Emerging Topics-Parent Ed	4.04	3
95	HMID 535	Upholstery	10.85	3
96	HSDP 403	Independent Study	99.58	58
97	HSDP 409	English 3-4	4.87	47
98	HSDP 411	English 3-4 Second Semester	0.21	13
99	HSDP 413A	Contemporary Voices 1	0.00	0
100	HSDP 413B	Contemporary Voices 2	0.00	0
101	HSDP 414	American Literature 1&2	15.90	52
102	HSDP 415	Reading Improvement	0.02	28
103	HSDP 416	American Literature 1&2 Sem 2	0.39	13
104	HSDP 427	United States Government 1	26.18	52
105	HSDP 432	Economics	16.63	52
106	HSDP 433	United States History 1	9.09	43
107	HSDP 436	20th Century U. S. History 2	9.43	52
108	HSDP 448	G.E.D. Preparation	298.22	57
109	HSDP 451	G.E.D. Mathematics	4.51	34
110	HSDP 461	Physics 1	0.00	0
111	HSDP 465	Algebra 3-4	0.01	12
112	HSDP 466	Algebra 3-4 Second Semester	0.00	0
113	HSDP 478	World Hist/Geography/Econ 1	5.48	43
114	HSDP 479	World Hist/Geography/Econ 2	5.14	44
115	HSDP 500	Pre-Algebra Semester 1	6.56	49
116	HSDP 501	Pre-Algebra Semester 2	1.41	44
117	HSDP 506	Algebra 1-2 Semester 1	4.76	54
118	HSDP 507	Algebra 1-2 Semester 2	1.10	46
119	INDT 405	Basic Machine Shop	49.22	3
120	INDT 405A	Machine Shop	9.73	2
121	INDT 464	Metal Trades/Steel Fabrication	3.14	2
122	INDT 465	Gas Metal Arc Welding (GMAW)	35.61	6
123	INDT 466	Gas Tungsten Arc Welding	15.69	6
124	INDT 467	Metal Arc Oxy & Flux-Core	126.80	16
125	INDT 469	Pipefitting and Welding	9.05	6
126	INTD 501	Career Development	26.51	30
127	MECT 400	Appliance/Refrigeration Repair	0.00	0
128	MECT 400A	Refrigeration/Air Conditioning	0.00	0
129	OFSY 500	Basic Business Math 1	21.25	28
130	OFSY 501	Basic Business Math 2	5.19	42
131	OFSY 505	Business Communications 1	10.11	25
132	OFSY 506	Business Communications 2	14.78	50
133	OFSY 510	Database Systems: Beginning	19.20	89
134	OFSY 511	Database Systems: Intermediate	9.18	73
135	OFSY 516	Internet Basics	20.86	137
136	OFSY 517	Telecommunications	0.26	7
137	OFSY 520	Desktop Publishing	10.99	90
138	OFSY 522	Page Layout	0.00	0
139	OFSY 525	Disk Operating Systems	0.00	0

140 OFSY 527	Microsoft Windows	18.95	113
141 OFSY 535	Data Entry	0.84	11
142 OFSY 541	Keyboarding-Multilevel	218.47	116
143 OFSY 550	Medical Insurance	1.91	4
144 OFSY 551	Medical Terminology	4.19	4
145 OFSY 552	Computerized Medical Office	1.26	3
146 OFSY 554	Medical Transcription	0.91	3
147 OFSY 555	Microcomputer Basics	173.61	211
148 OFSY 560	Office Skills Laboratory	71.06	85
149 OFSY 575	Spreadsheets: Beginning	81.71	129
150 OFSY 577	Spreadsheets: Advanced	31.41	104
151 OFSY 580	Survey of Business Software	100.90	131
152 OFSY 596	Word Processing: Beginning	95.21	116
153 OFSY 598	Word Processing: Projects	0.07	23
154 OFSY 599	Word Processing: Advanced	24.72	87
155 OFSY 603	Digital Editing	75.78	211
156 OFSY 606	Vector Graphics	64.92	87
157 OFSY 609	Motion Graphics	1.65	9
158 OFSY 612	3D Modeling	0.00	0
159 OFSY 615	Web Databases	2.63	7
160 OFSY 618	Web Marketing	10.64	36
161 OFSY 699	Emerging Topics-Office Systems	0.00	0
		Total: 7,906.38	4,500

The above amounts are annualized and reflect the number of FTES, and related course sections, the district expects to generate as of the final Annual CCFS-320 Report.

CERTIFICATION

I, the District Chief Executive Officer, hereby certify that, to the best of my knowledge and belief (1) this report is true and correct, and (2) all data have been recorded and compiled in accordance with provisions of the Education Code, Title 5 regulations adopted by the Board of Governors, and System Office instructions applicable to this form.

Chief Executive Officer

Signature:

Typed Name:

Constance M. Carroll

Date:

Jul 15, 2009

District Contact Person

Name:

Lynn Ceresino Neault

Title:

Vice Chancellor, Student Services

Telephone:

(619) 388-6922

Fax:

(619) 388-6970

E-Mail:

lneault@sdccd.edu

Electronic Certification Date

2009-07-13 09:10:00.0

Submission Instruction: Attach CDCP Noncredit FTES to the original signed CCFS-320 Report that is due to the System Office by July 15, 2009.

California Community Colleges
2008-09 Apportionment Attendance Report (CCFS-320)
Addendum to Part I, "SUPPLEMENTAL INFORMATION"

ANNUAL PERIOD
Special Admit (Full-Time and Part-Time) P.E. Credit FTES Report

District: San Diego Community College District

Reporting Instructions:

In the spaces provided below, please provide the requested districtwide 2008-09 FTES information of special "admit" part-time and full-time students eligible to attend the colleges of the district pursuant to Education Code Section 48800 or 48800.5. Please refer to Legal Advisory 05-01 and the Contracted District Audit Manual for Fiscal Year 2008-09, State Compliance Item No. 427.


Total FTES of Special Part-Time and Full-Time Students Col. 1	Total FTES of Special Part-Time and Full-Time Students in P.E. Courses Col. 2	Total Reported* FTES of Special Part-Time and Full-Time Students in P.E. Courses Col. 3	Percent of Reported* FTES of Special Part-Time and Full-Time Students in P.E. Courses (Col. 3/Col. 1)
695.37	6.91	6.91	100.00%

* Reported "FTES" amounts should represent amounts that are subsets of FTES data certified and reported in the 2008-09 Annual CCFS-320 - Resident FTES, Part I, A. through D. FTES shall be computed and rounded to two decimal places. Supporting documentation does not need to be submitted with this report, but should be retained by the district as records basic to audit pursuant to Title 5 Section 59025.

CERTIFICATION:

I, the District Chief Executive Officer, hereby certify that, to the best of my knowledge and belief (1) this report is true and correct, and 2) all data have been recorded and compiled in accordance with provisions of the Education Code, Title 5 regulations adopted by the Board of Governors, and Chancellor's Office instructions applicable to this form.

District Chief Executive Officer:

Signature: 
 Printed Name: Constance M. Carroll
 Date: 7/14/09

District Contact Person:

Name: Lynn Neault
 Title: Vice Chancellor Student Services
 Telephone: (619) 388-6922
 E-Mail: lneault@sdccd.edu

Submission Instructions: Attach report to the original signed 2008-09 Annual Period CCFS-320 Report that is due to the Chancellor's Office by July 15, 2009.

California Community Colleges
2008-09 Apportionment Attendance Report (CCFS-320)
Addendum to Part I, "SUPPLEMENTAL INFORMATION"

ANNUAL PERIOD
AB 540 Student Headcount Report

District: San Diego Community College District

Reporting Instructions:

In the space provided below, for the district as a whole, please provide the total number of students who received the nonresident tuition fee exemption under AB 540 for the 2008-09 Fiscal Year. This total should include any student that was considered to be an AB 540 student during any part of a term/session and should be an unduplicated student headcount (e.g., please count each student only once, regardless of how many terms/sessions they attended). This data collection will be considered to be a limited survey instrument and not tied or associated with FTES counts. Supporting documentation does not need to be submitted with this report.

AB 540 Student Headcount: 1,041

District Contact Person:

Name: Lynn Neault

Title: Vice Chancellor Student Services

Date: July 13, 2009

Tel. No.: (619) 388-6922

E-Mail: lneault@sdccd.edu

Submission Instructions: Attach AB 540 Student Headcount Report to the original signed 2008-09 Annual Period CCFS-320 Report that is due to the Chancellor's Office by July 15, 2009.




APPRENTICESHIP ATTENDANCE REPORT

SAN DIEGO CCD			
2008-2009 P3 (Certified on 07/13/2009 09:17 AM)			
Reference: Education Code Section 8150-8145; Item 6870-101-0001(4), Budget Act of 2008-2009	APPRENTICE HOURS OF INSTRUCTION		
	Credit	Noncredit	Total
1st Period - 07/01/2008 - 12/31/2008 (Due on 01/15/2009)	60,432	22,093.00	82,525.00
2nd Period - 01/01/2009 - 04/15/2009 (Due on 04/20/2009)	51,371.00	13,761.00	65,132.00
3rd Period - 04/16/2009 - 06/30/2009 (Due on 07/15/2009)	3,249.00	0.00	3,249.00
Annual Total	115,052.00	35,854.00	150,906.00
PROJECTED ANNUAL TOTAL <small>(Include on the First and Second Period Reports an estimate of apprentice hours that closely reflects what the district expects to generate as of the Annual Report.)</small>	1st Period - 128,783.00	1st Period - 57,167.00	1st Period - 185,950.00
	2nd Period - 128,783.00	2nd Period - 57,167.00	2nd Period - 185,950.00
TOTAL Number of DISTRICT RSI Hours Most RECENTLY Certified by CCCCC =>			0

Certification

District Chief Executive Officer

Signature: 

Typed Name: Constance M. Carroll

Date: 07/13/2009 09:17 AM

For Supplemental Information, contact
 Name: Lynn Ceresino Neault
 Title: Vice Chancellor, Student Service
 Phone: 619-388-6922
 Fax: 619-388-6970
 Email: lneault@sdccd.edu

I, the district chief executive officer, hereby certify that, to the best of my knowledge and belief (1) this report is true and correct, and (2) all data have been recorded and compiled in accordance with provisions of the Education Code, Title 5 regulations adopted by the Board of Governors, and instructions on the form.

I further certify that I have determined through consultation with staff directly responsible that (1) hours reported on this form for State apportionment include only classes of related and supplemental instruction for indentured apprentices pursuant to Section 3074 of the Labor Code; have been computed according to Item 6870-101-0001(4), Budget Act of 2008; and Education Code Sections 8150-8154; does not include any new apprenticeship training program(s) that has not been approved by the Chancellor, pursuant to Item 6870-101-0001(4)(a), Budget Act of 2008, and (2) the hours reported herein are not included on the CCFS-320 "Apportionment Attendance Report".

Because funding is based on hours of instruction, the original signature of the district chief executive officer is required.

Please FAX copy of signed certification page to Barry Noonan (916)445-6268 and mail original signed certification page to:

Barry Noonan, Ph.D., Apprenticeship Coordinator
 Educational Services Division
 California Community Colleges Chancellor's Office
 1102 Q Street, 3rd Floor
 Sacramento, CA 95814-6511

Send to Printer Close Window