



Freshman Year Experience

2008/09 to 2009/10

December 2010



Office of Institutional Research and Planning

Introduction

- Freshman Year Experience (FYE) is a program designed to help first-year students succeed.
- Students receive early enrollment and orientation.
- Students enroll in prescribed courses (English, Math, and Personal Growth) based on results from recommended assessment.
- Students receive counseling and individualized education plans along with follow up services.

Highlight of the Findings

- FYE students demonstrated high outcomes in 2009/10 consistent with prior years:
 - Persistence 87%
 - Retention Rates 91%
 - Success Rates 70%
 - GPA 2.44
 - Completion of 12+ Units 51%
- Compared to all first-year students, a higher proportion of FYE students took an assessment test and a higher proportion placed at the transfer level for English and math.
- Both the 2008/09 and 2009/10 cohorts showed higher term persistence rates compared to all first-year students.
- A higher percentage of FYE students, from the 2009/10 cohort, completed 12 units or more (51%) compared to non-FYE first-year students (19%).

2009/10 Cohort Profile

Gender, Ethnicity, & Enrollment Status

2009/10 Cohort Demographics

- Unduplicated Headcount: City: 134, Mesa: 287, Miramar: 91
- Overall, there was a higher percentage of female FYE students (52%) compared to males (48%). The opposite was true for all first-year students (female 46% & male 54%).
- The proportion of Latino students in the FYE group (38%) was higher compared to first-year Latino students (32%).
- The majority of FYE students were full-time (86%) compared to first-year students, the majority of which were part-time (63%).

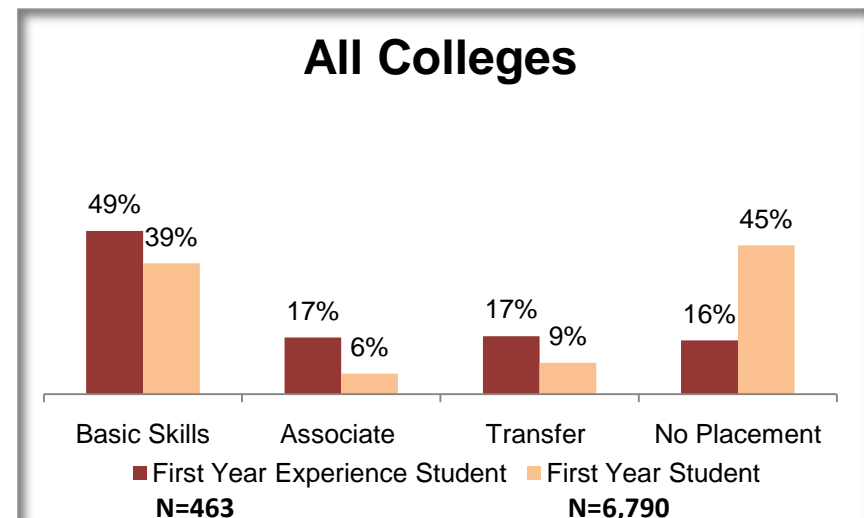
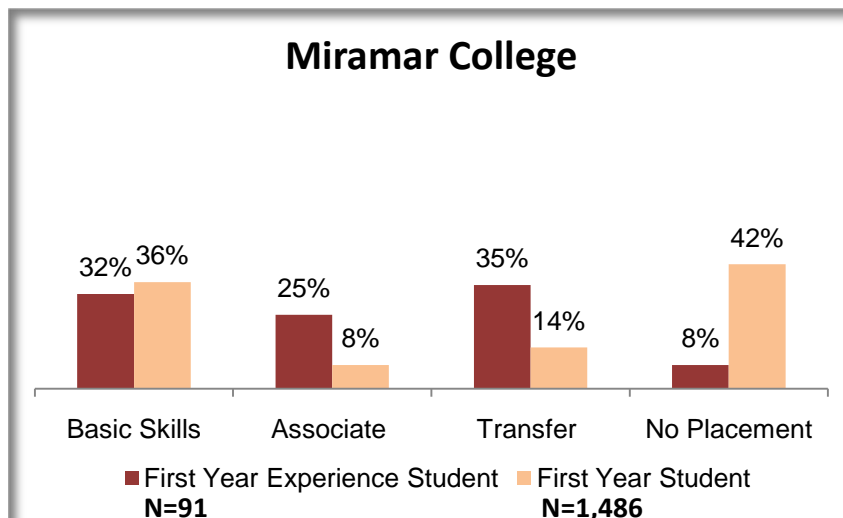
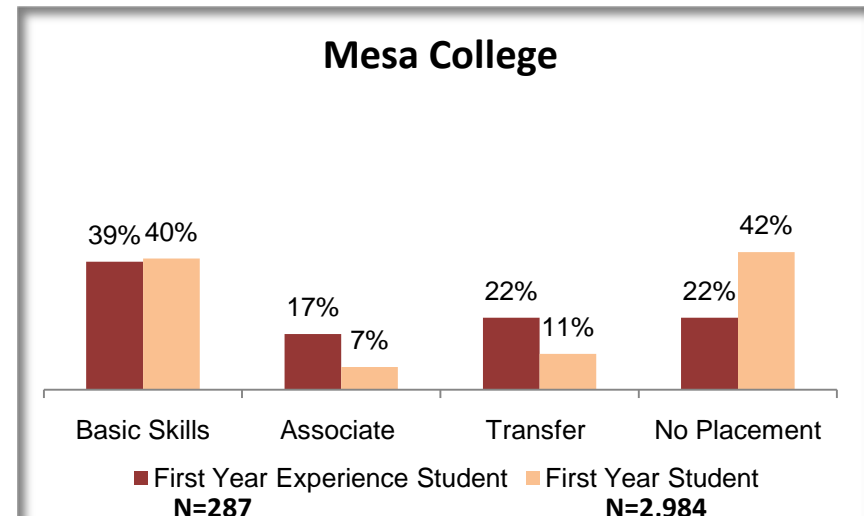
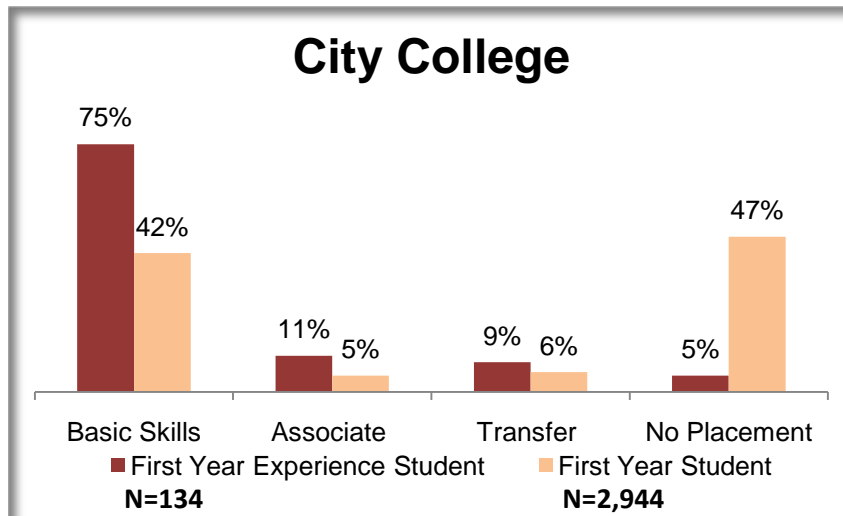
2009/10 Cohort Placement

Math, English, & ESOL

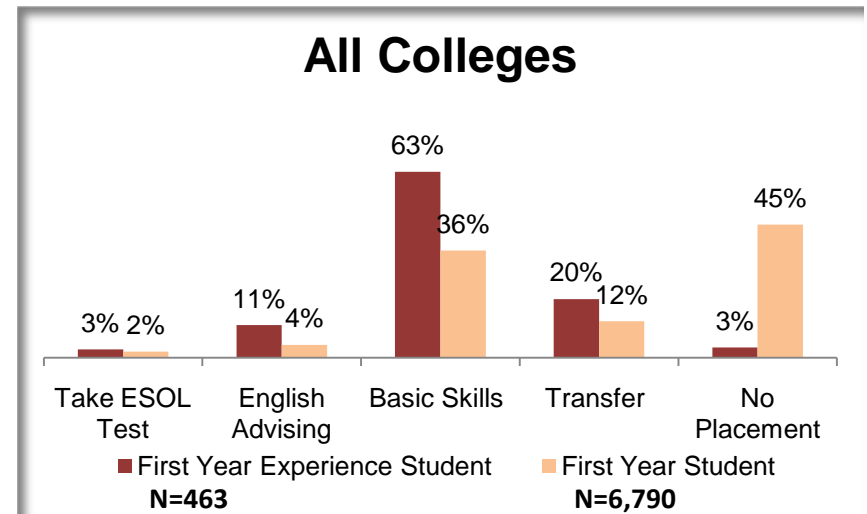
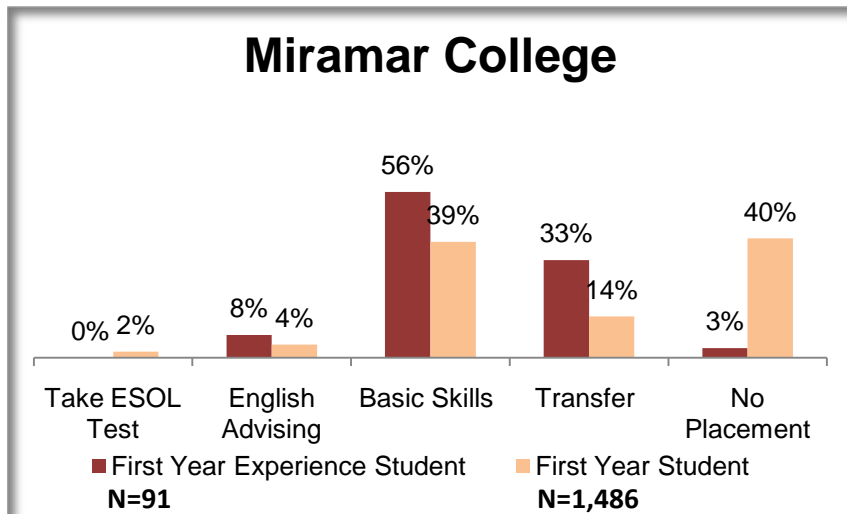
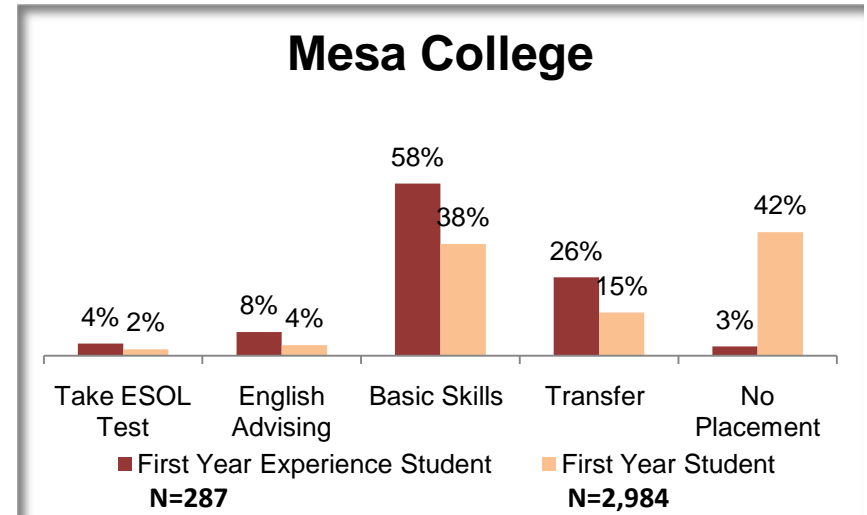
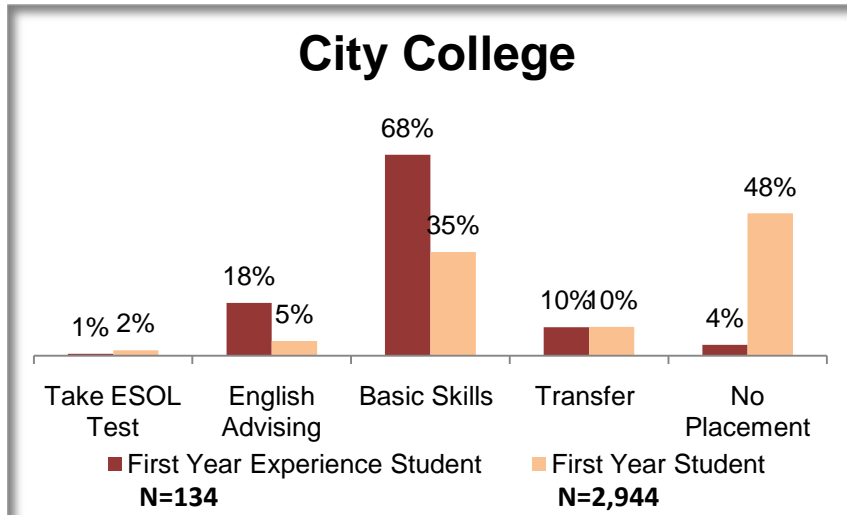
2009/10 Cohort Assessment and Placement

- FYE students took a placement test more than first-year students
 - English: FYE 97% compared to 54% of all first-year students
 - Math: FYE 83% compared to 54% of all first-year students
- A higher percentage of FYE students tested into transfer level classes compared to all first-year students
 - English: FYE 20%, first-year 12%
 - Math: FYE 17%, first-year 9%
- The majority of FYE and first-year students were placed on the English language track and did not take the ESOL placement (FYE 97%, first-year 86%).

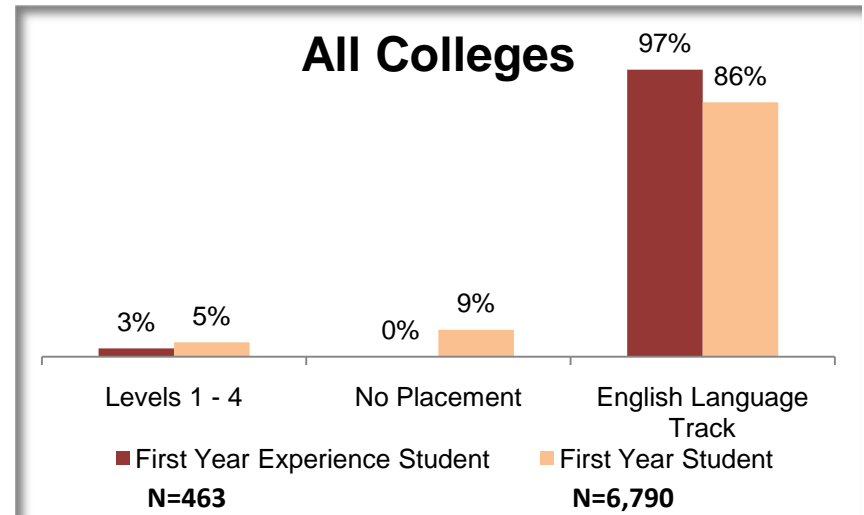
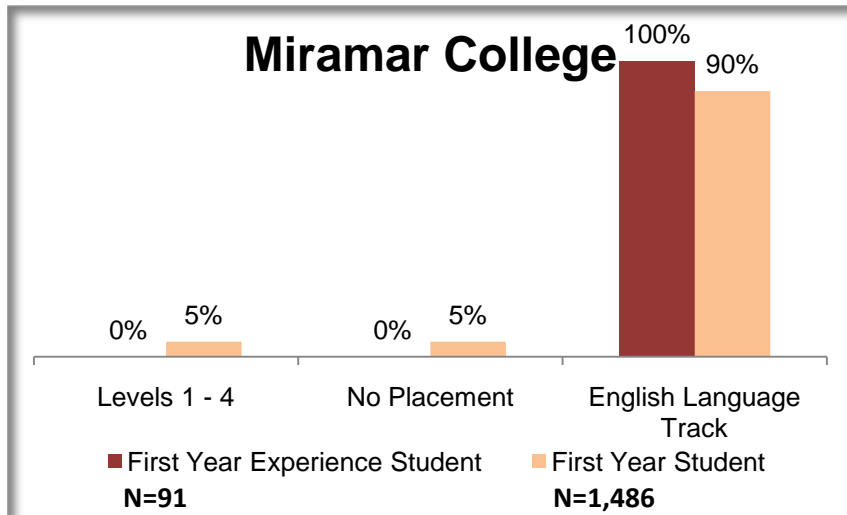
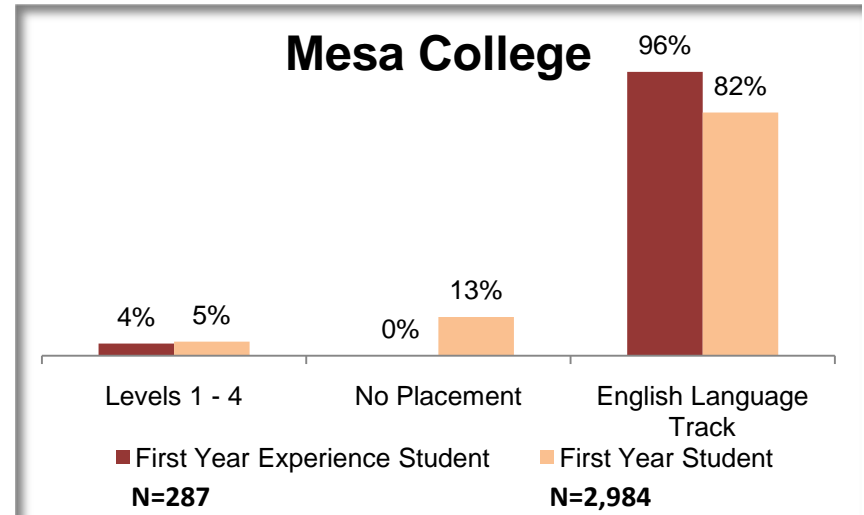
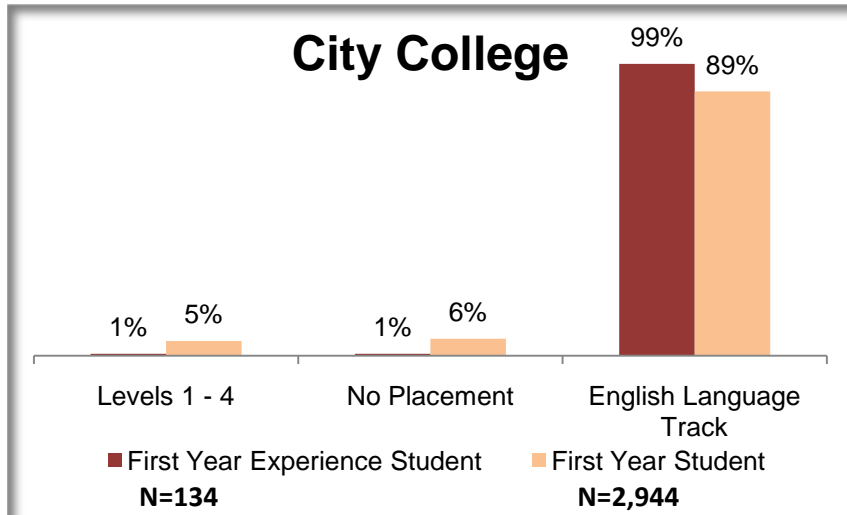
Math Placements of FYE Students and All First Year Students



English Placements of FYE Students and All First Year Students



ESOL Placements of FYE Students and All First Year Students



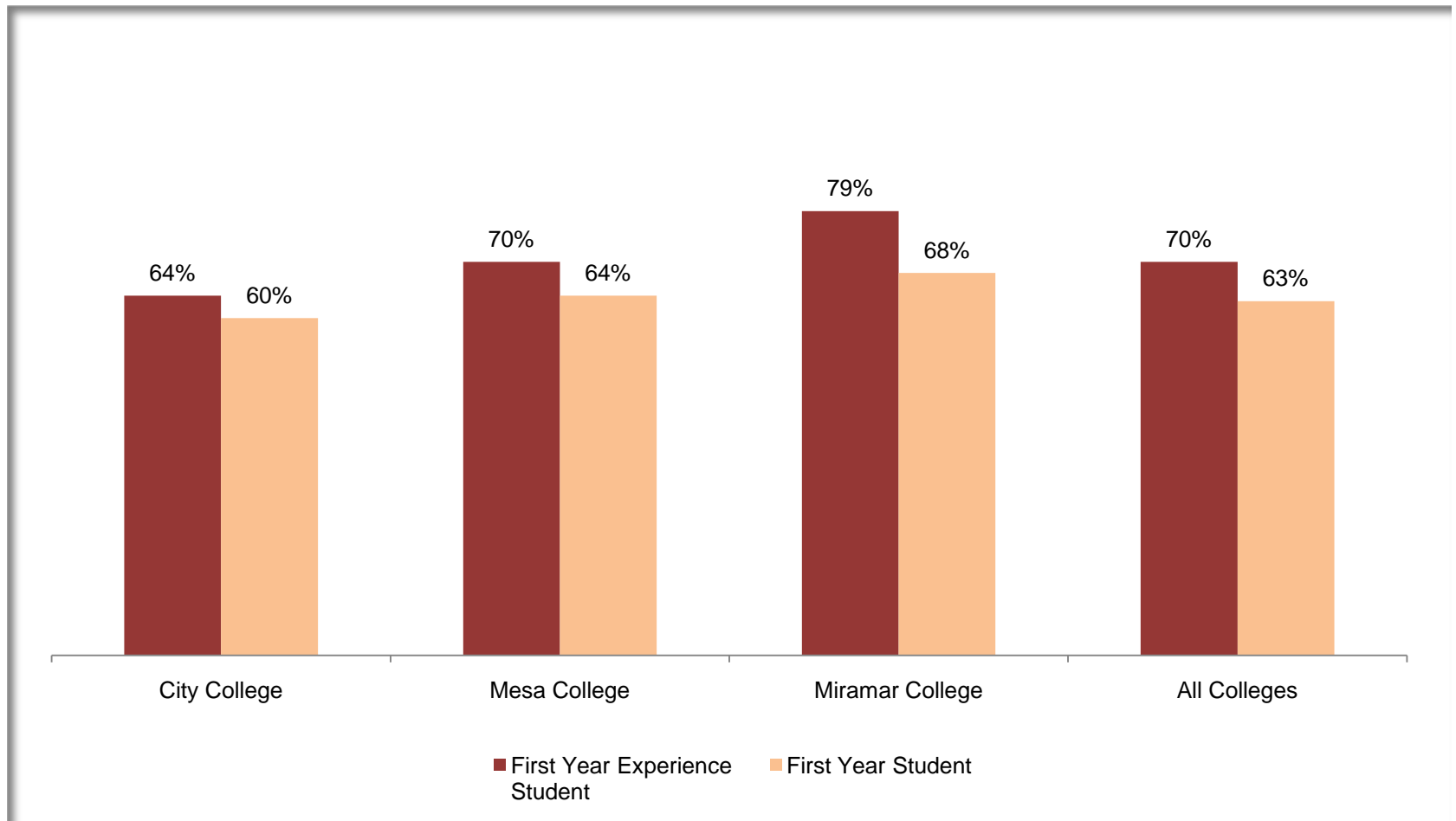
2009/10 Cohort Enrollment & Outcomes

Enrollment, Persistence, Success, Retention, & GPA

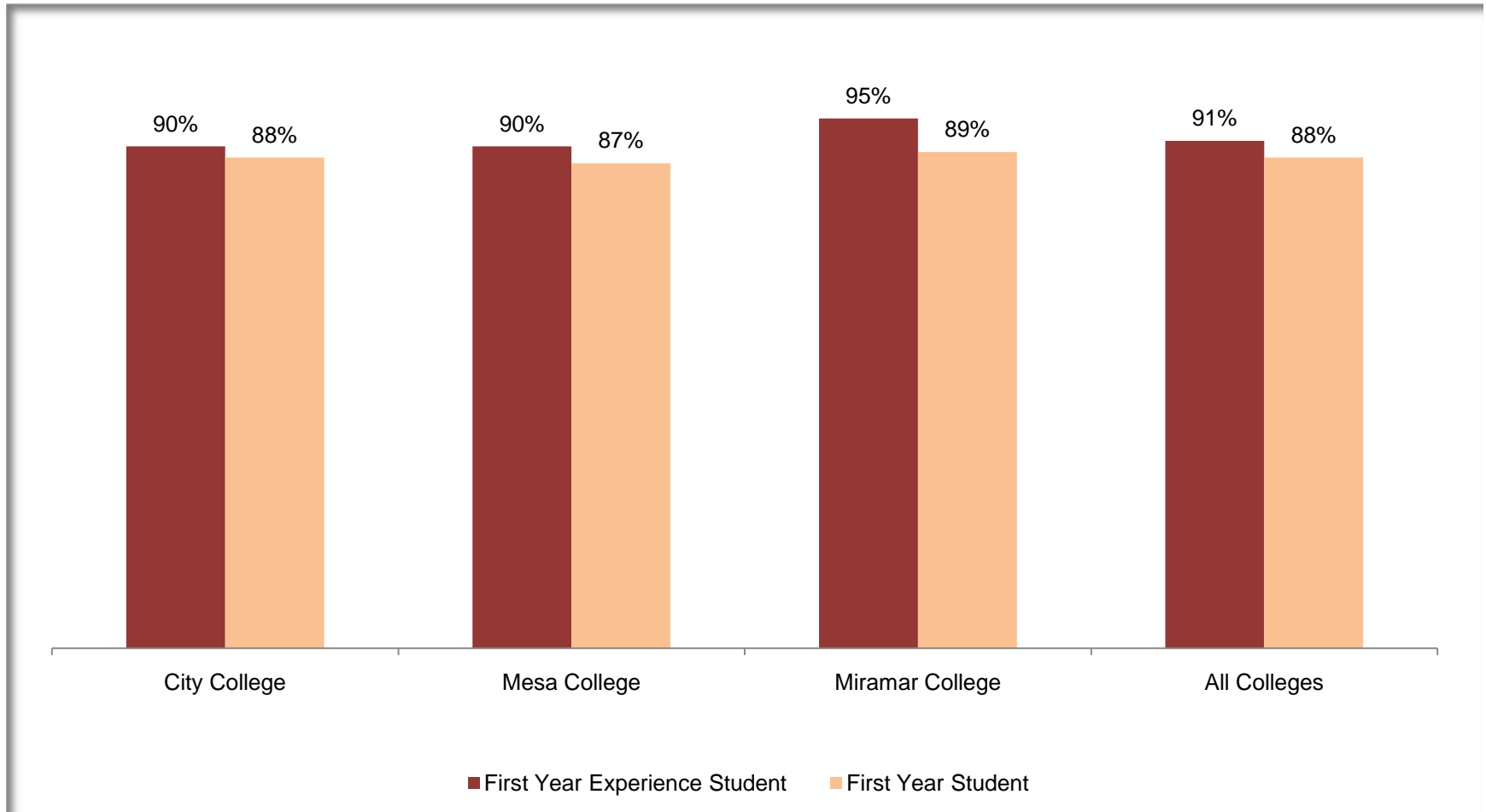
2009/10 Cohort Outcomes

- FYE students showed higher outcomes as follows:
 - The term persistence rate (Fall 2009 to Spring 2010), was 87% compared to all first-year students (72%).
 - More FYE students earned 12 units or more (51%) compared to all first-year students (19%).
 - FYE student success rate was 70% on average compared to all first-year students (63%).
 - FYE student retention rate was 91% on average compared to all first-year students (88%).
 - FYE student GPA was 2.44 on average compared to all first-year students (2.35).

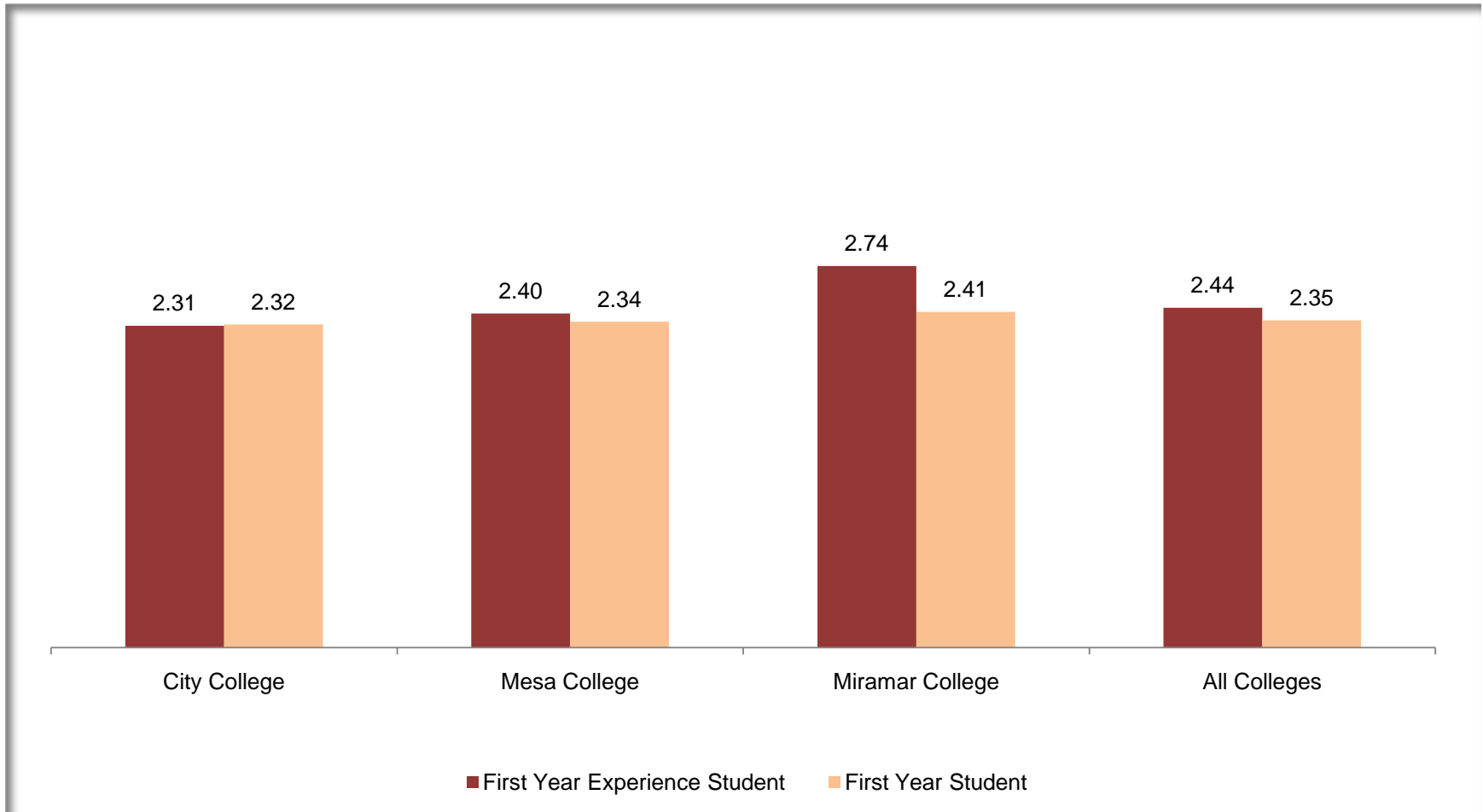
Fall '09 Success Rates of FYE Students and All First Year Students



Fall '09 Retention Rates of FYE Students and All First Year Students



Fall '09 GPA of FYE Students and All First Year Students



2008/09 Cohort Tracking

The performance of FYE students in the 2008-2009 cohort was tracked into the subsequent year. Metrics included: Enrollment, Success, Retention, & Persistence.

2008/09 Cohort Outcomes in 2009/10

- Overall, 73% of the 2008/09 cohort persisted from Fall 2008 to Fall 2009 compared to 43% for all first-year students.
- The majority of FYE students placed into Basic Skills English and Math in 2008/09 and enrolled in higher level courses in 2009/10.
- The top 10 courses that FYE students subsequently enrolled in 2009/10 were transfer and college level GE classes including: English 101, Psychology 101, Math 96 and Speech 103.
- The average success rate in the second year for FYE students was 60% compared to 66% success rate for all first-year students.
- The average subsequent retention rate was about the same for both the 2008/09 cohort and all first-year students (85%).

Top Ten Subsequent Courses Enrolled 2008/09 Cohort

Fall 2009

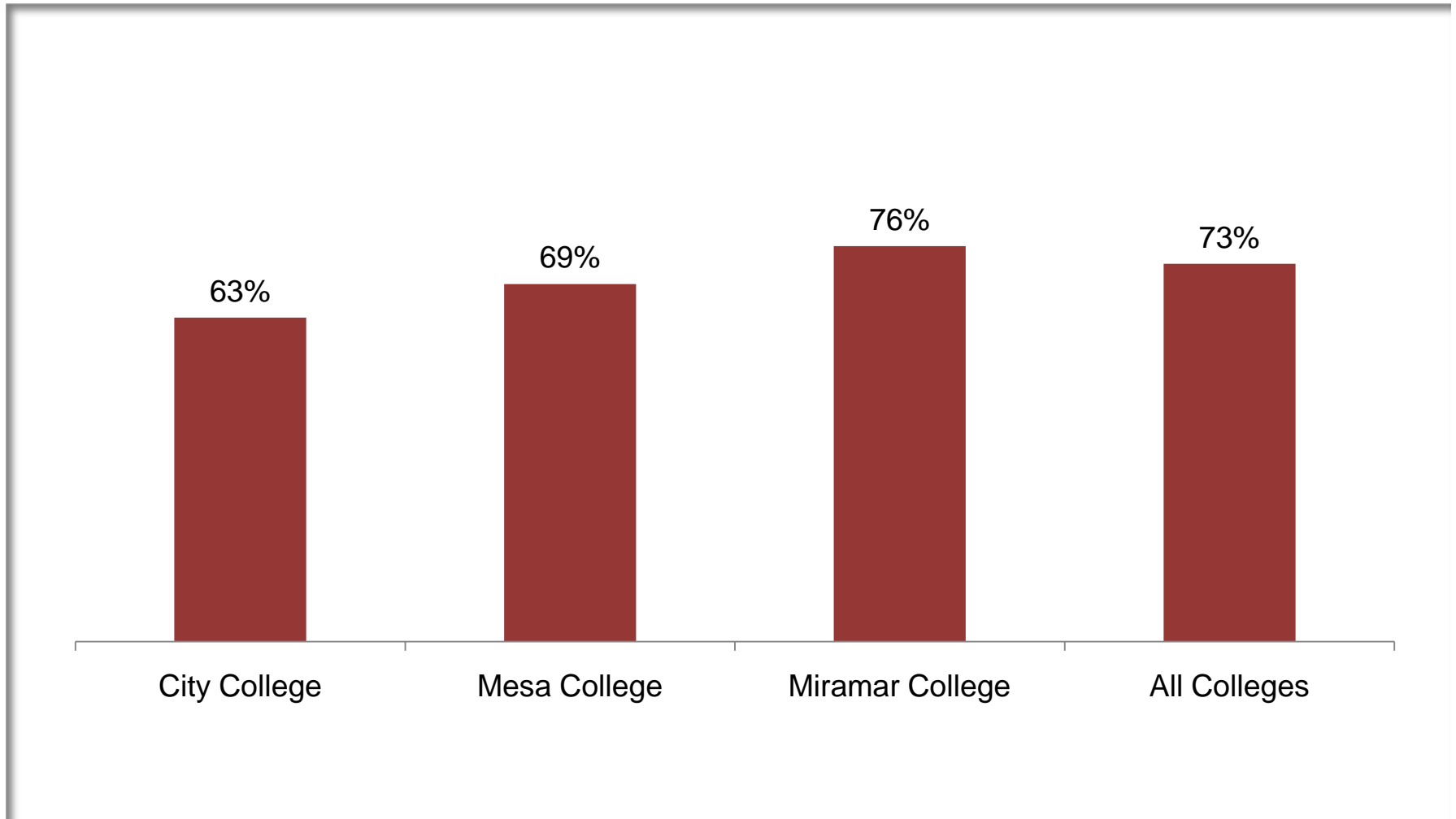
Course	Count	% of Courses
ENGLISH 101	70	4.8%
PSYCHOLOGY 101	60	4.1%
MATH 046	56	3.8%
MATH 096	50	3.4%
HEALTH 101	45	3.1%
SPEECH 103	43	2.9%
ENGLISH 205	36	2.4%
ENGLISH 049	34	2.3%
SOCIOLOGY 101	31	2.1%
ECONOMICS 120	25	1.7%

Spring 2010

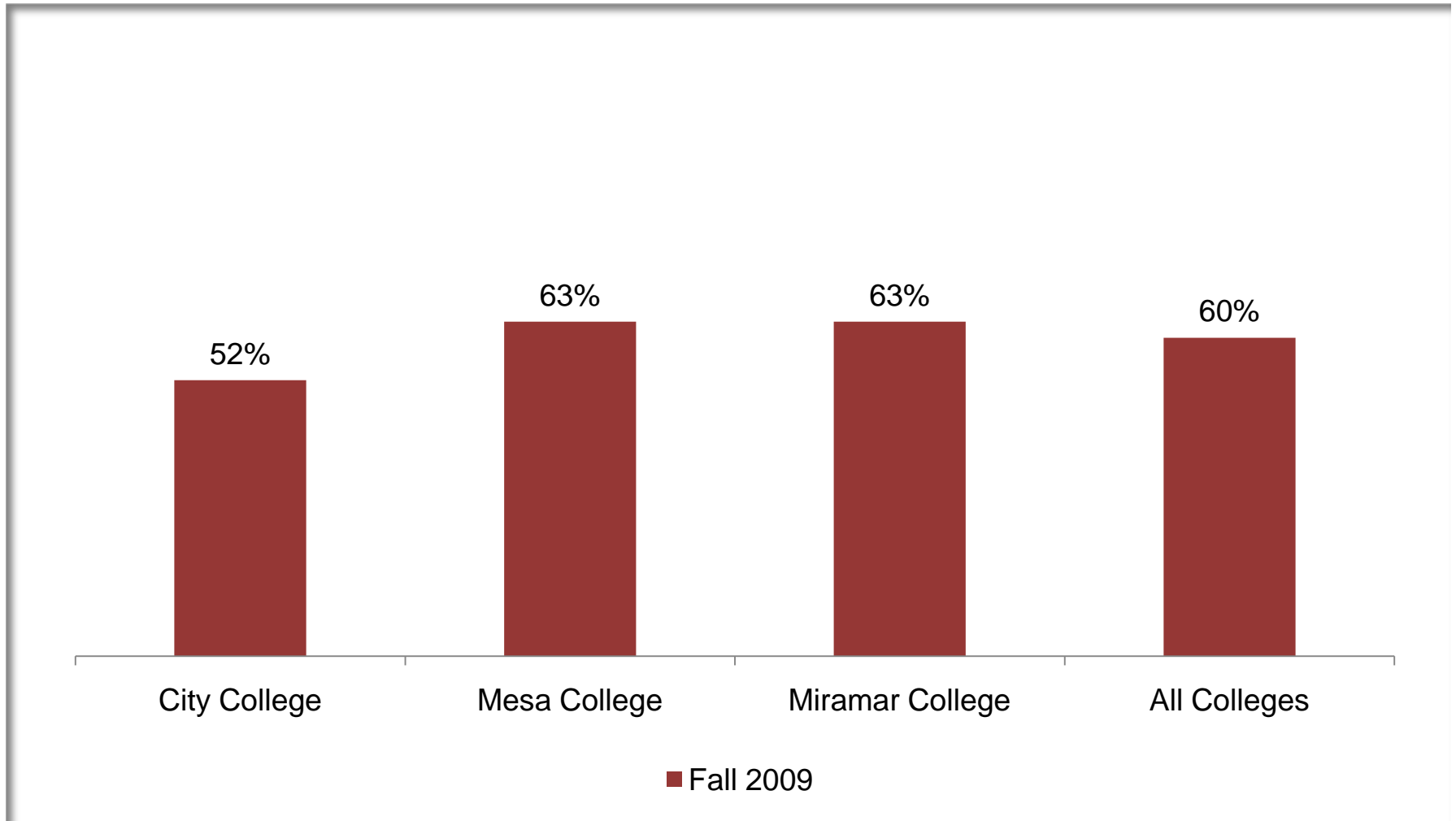
Course	Count	% of Courses
SPEECH 103	42	3.3%
MATH 096	38	3.0%
SOCIOLOGY 101	35	2.8%
ENGLISH 101	35	2.8%
PSYCHOLOGY 101	32	2.5%
ENGLISH 205	32	2.5%
HEALTH 101	27	2.1%
SPANISH 101	27	2.1%
PHYSICAL EDUCATION 166	25	2.0%
MATH 046	25	2.0%

Exclusions: Tutoring courses

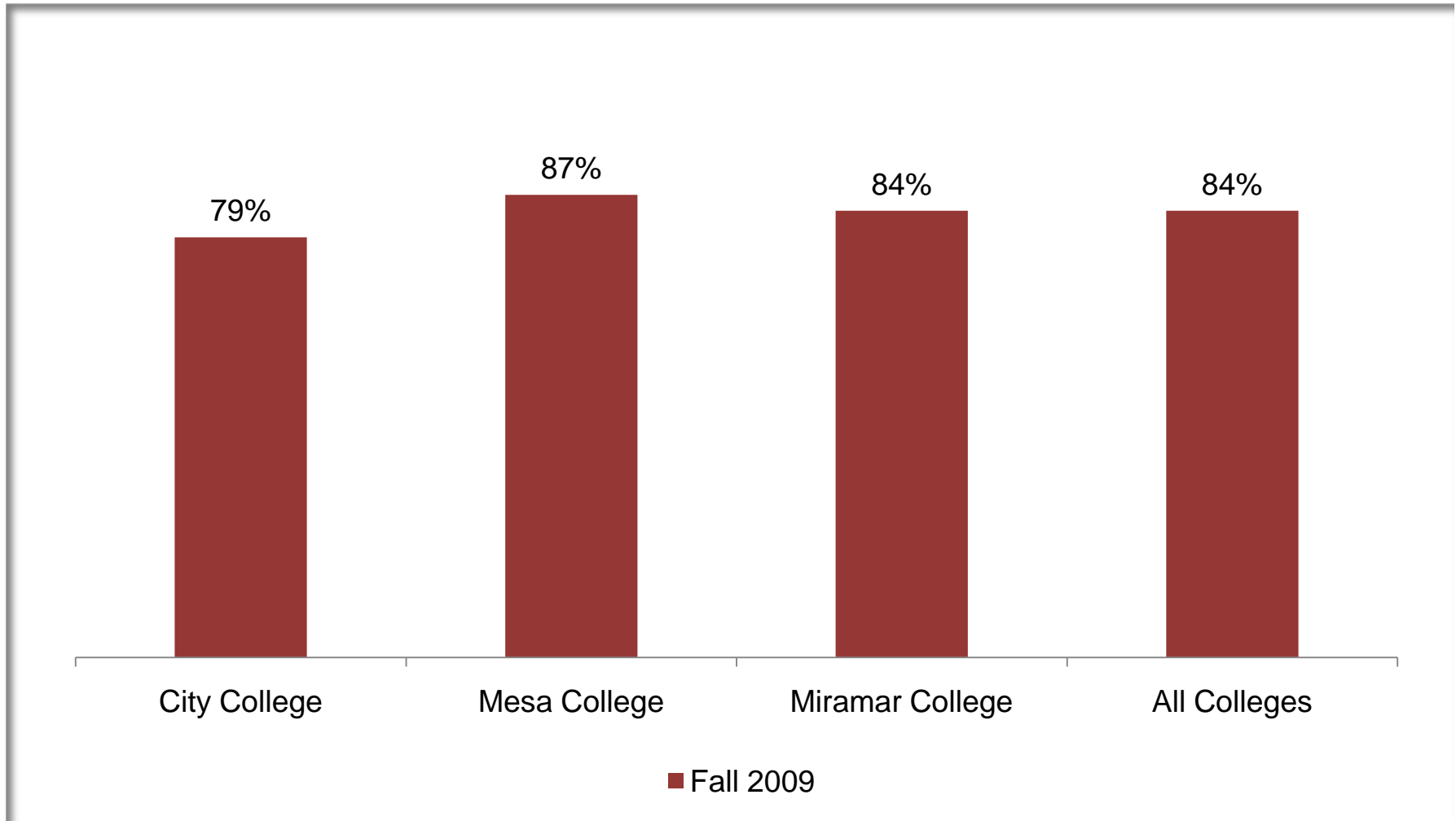
2008/09 Cohort Persistence Rates Fall 2008 to Fall 2009



2008/09 Cohort Subsequent Success Rates



2008/09 Cohort Subsequent Retention Rates



Summary & Conclusions

Cohort Comparison

2008/09 Cohort

Participants

- 514 (474 in Fall & 40 in Spring)

Demographics

- 54% Female, 40% Latino

Annual Persistence Rate

- 73%, (Fall 2008 to Fall 2009)

Success Rates

- 66% Fall 2008 & 63% Spring 2009

Retention Rates

- 89% Fall 2008 & 88% Spring 2009

Completion of 12+ Units

- 44% Fall 2008 & 40% Spring 2009

2009/10 Cohort

Participants

- 463 (457 in Fall & 6 in Spring)

Demographics

- 52% Female, 38% Latino

Term Persistence Rate

- 87% (Fall 2009 to Spring 2010)

Success Rates

- 70% Fall 2009 & 66% Spring 2010

Retention Rates

- 91% Fall 2009 & 89% Spring 2010

Completion of 12+ Units

- 51% Fall 2009 & 43% Spring 2010

Conclusions

- The current FYE cohort, 2009/10, had better retention and success rates compared to the 2008/09 cohort.
- The 2009/10 cohort had higher retention and success rates compared to all first-time students.
- Compared to all first-time students, a higher proportion of FYE students took an assessment test and placed at the transfer level for English and math.
- Both cohorts showed higher term persistence rates compared to all first-year students.
- A higher percentage of FYE students, from the 2009/10 cohort, completed 12 units or more (51%) compared to non-FYE first-year students (19%).

IRRP

research.sdccd.edu