



# First Year Experience

## 2008/09 to 2010/11

April 2012



**Office of Institutional Research and Planning**

# Introduction

- First Year Experience (FYE) is a program designed to help first-year students succeed.
- Students receive early enrollment and orientation.
- Students enroll in prescribed courses (English, Math, and Personal Growth) based on results from recommended assessment.
- Students receive counseling and individualized education plans along with follow-up services.
- The comparison group in this report, First-time Students, includes all first time to college students except for those identified in the FYE cohort.

# Highlight of the Findings

- FYE students demonstrated high outcomes in Fall 2010 consistent with prior years:
  - Term Persistence 90%
  - Retention Rates 95%
  - Success Rates 78%
  - GPA 2.60
  - Completion of 12+ Units 66%
- Compared to all first-year students, a higher proportion of FYE students took an assessment test and a higher proportion placed at the transfer level for English and math.
- Both the 2009/10 and 2010/11 cohorts showed higher term persistence rates compared to all first-year students.
- A higher percentage of FYE students, from the 2010/11 cohort, completed 12 units or more (66%) compared to non-FYE first-year students (22%) in Fall 2010.

# 2010/11 Cohort Profile

Gender, Ethnicity, & Enrollment Status

# 2010/11 Cohort Demographic Summary

- Unduplicated Headcount at: City: 77, Mesa: 129, Miramar: 75.
- Overall, there was a higher percentage of female FYE students (53%) compared to males (47%). The opposite was true for all first-year students (female 46%, male 54%).
- The proportion of Latino students in the FYE group (51%) was higher compared to first-year Latino students (38%).
- The majority of FYE students were full-time (93%) compared to first-year students, the majority of which were part-time (58%).

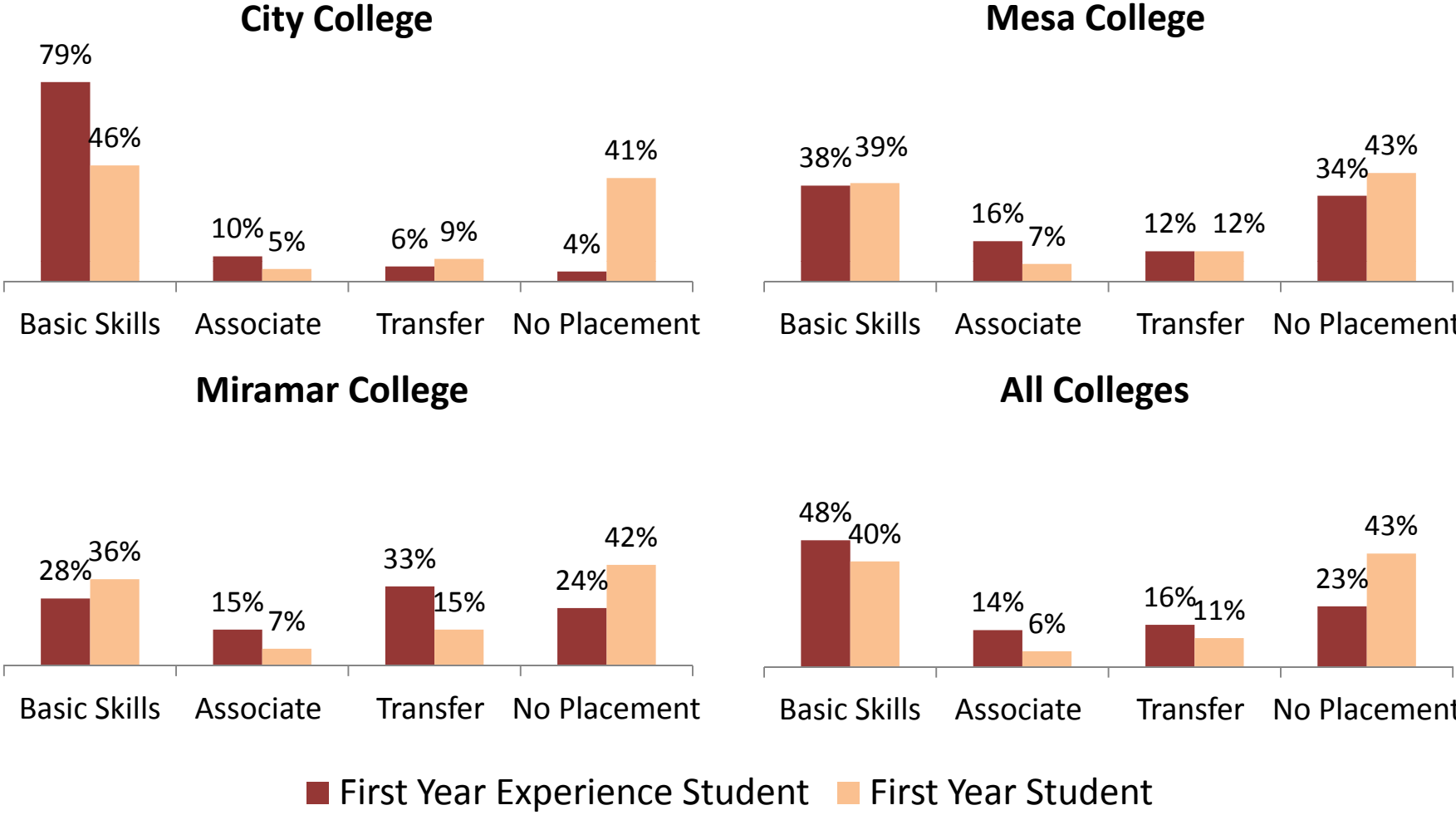
# 2010/11 Cohort Placement

Math, English, & ESOL

# 2010/11 Cohort Assessment and Placement

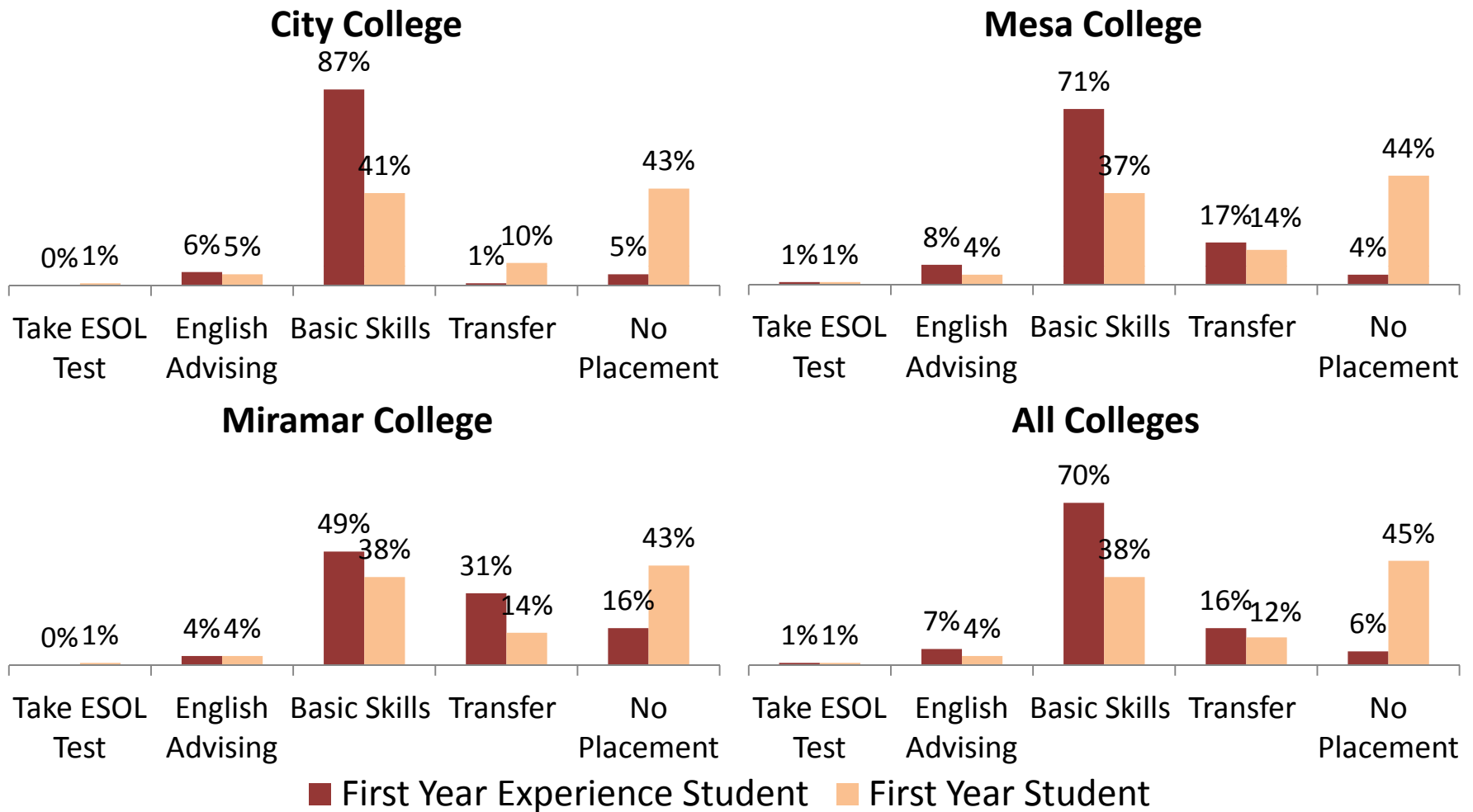
- FYE students took a placement test more than first-year students
  - English: FYE 94% compared to 55% of all first-year students
  - Math: FYE 77% compared to 57% of all first-year students
- A higher percentage of FYE students tested into transfer level classes compared to all first-year students
  - English: FYE 16%, first-year 12%
  - Math: FYE 16%, first-year 11%
- The majority of FYE and first-year students were placed on the English language track and did not take the ESOL placement (FYE 98%, first-year 92%).

# Math Placements of FYE Students and All First Year Students

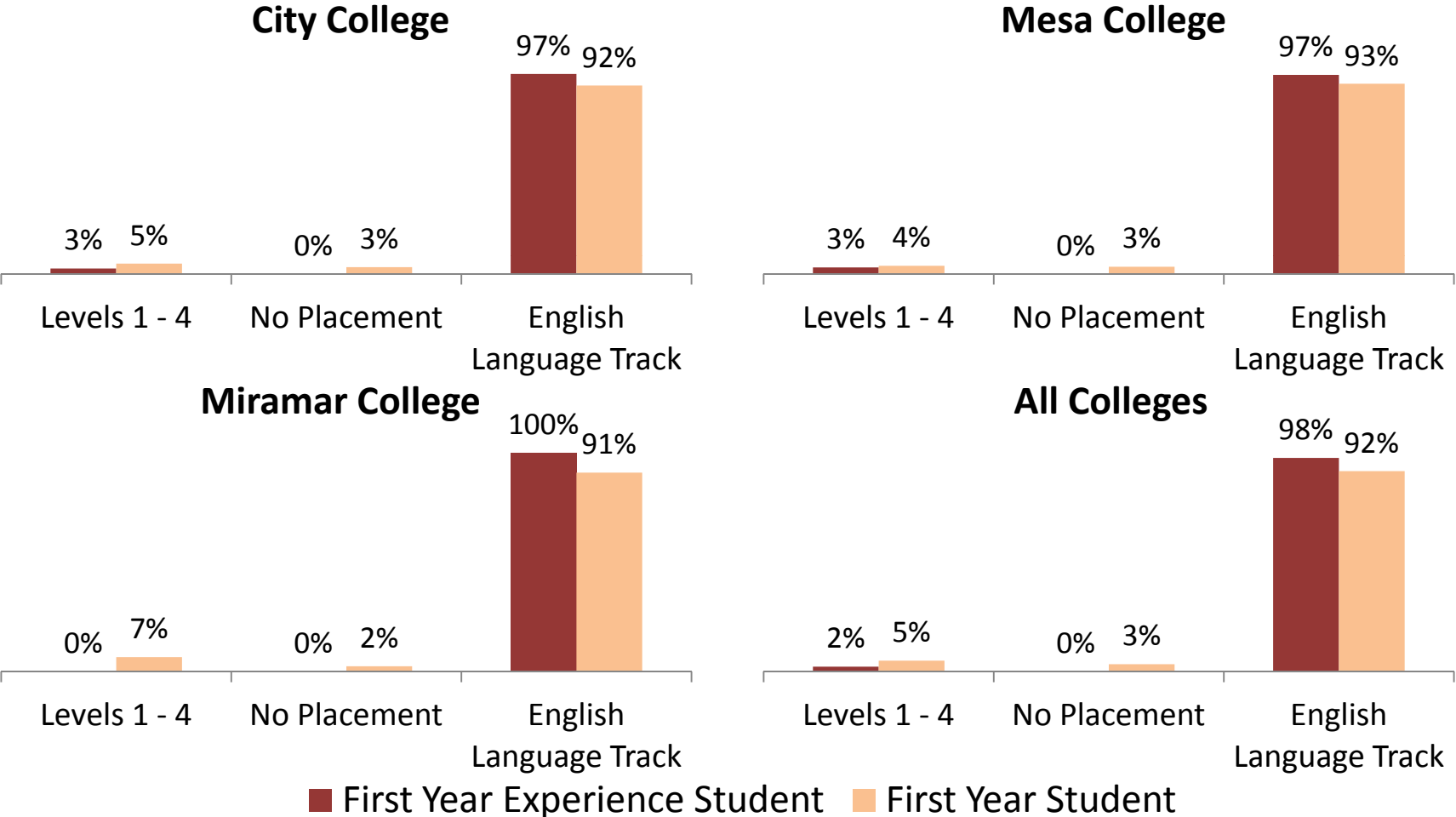




# English Placements of FYE Students and All First Year Students



# ESOL Placements of FYE Students and All First Year Students



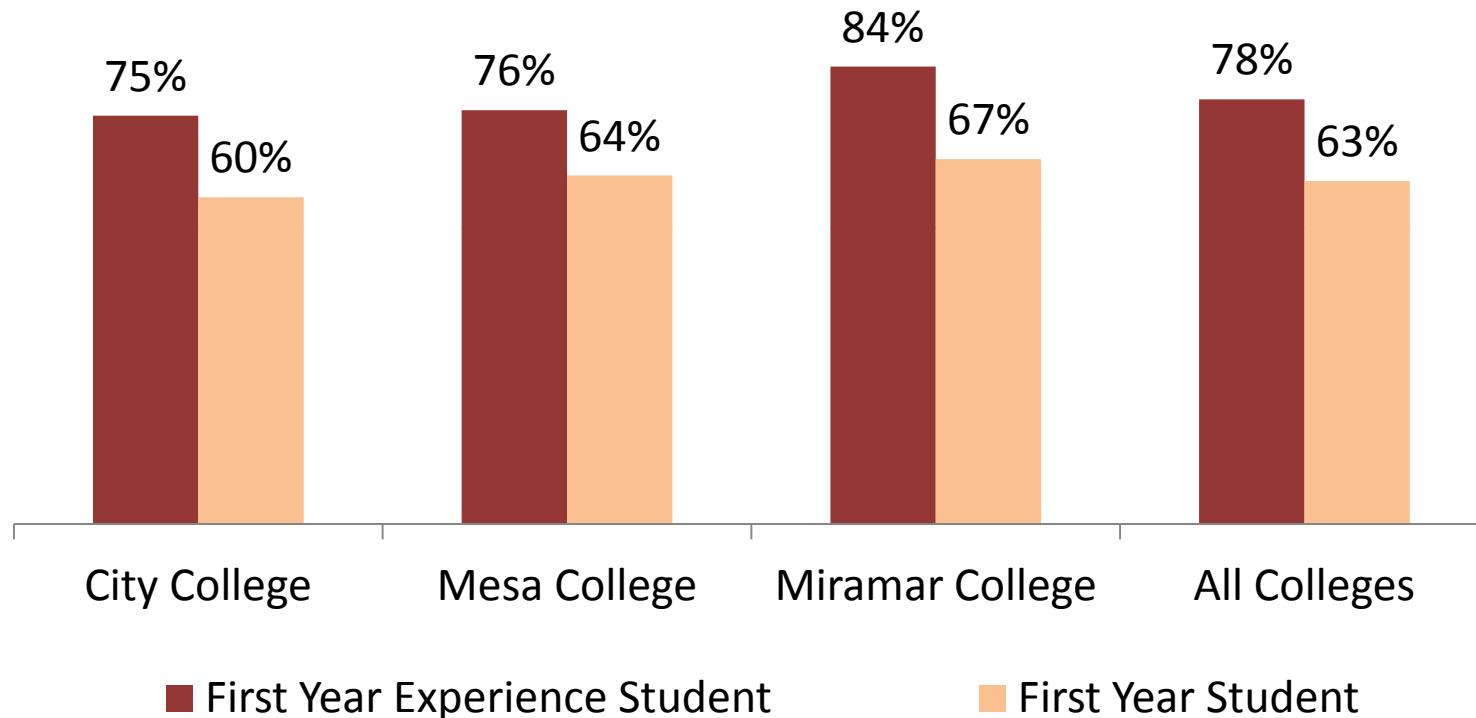
# 2010/11 Cohort Enrollment & Outcomes

Persistence, Success, Retention, & GPA

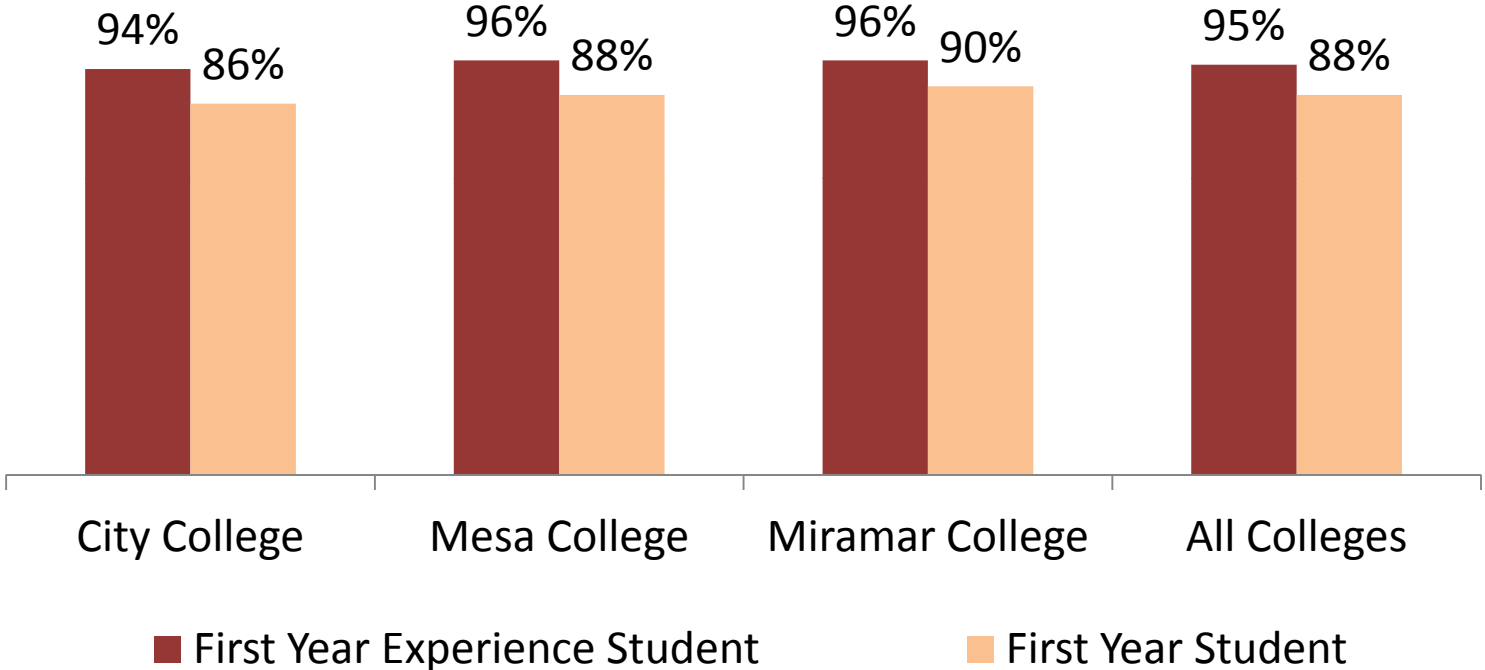
# 2010/11 Cohort Outcomes

- FYE students showed higher Fall 2010 outcomes as follows:
  - The term persistence rate (Fall 2010 to Spring 2011), was 90% compared to all first-year students (75%).
  - More FYE students earned 12 units or more (66%) compared to all first-year students (22%).
  - FYE student success rate was 78% on average compared to all first-year students (63%).
  - FYE student retention rate was 95% on average compared to all first-year students (88%).
  - FYE student GPA was 2.60 on average compared to all first-year students (2.33).

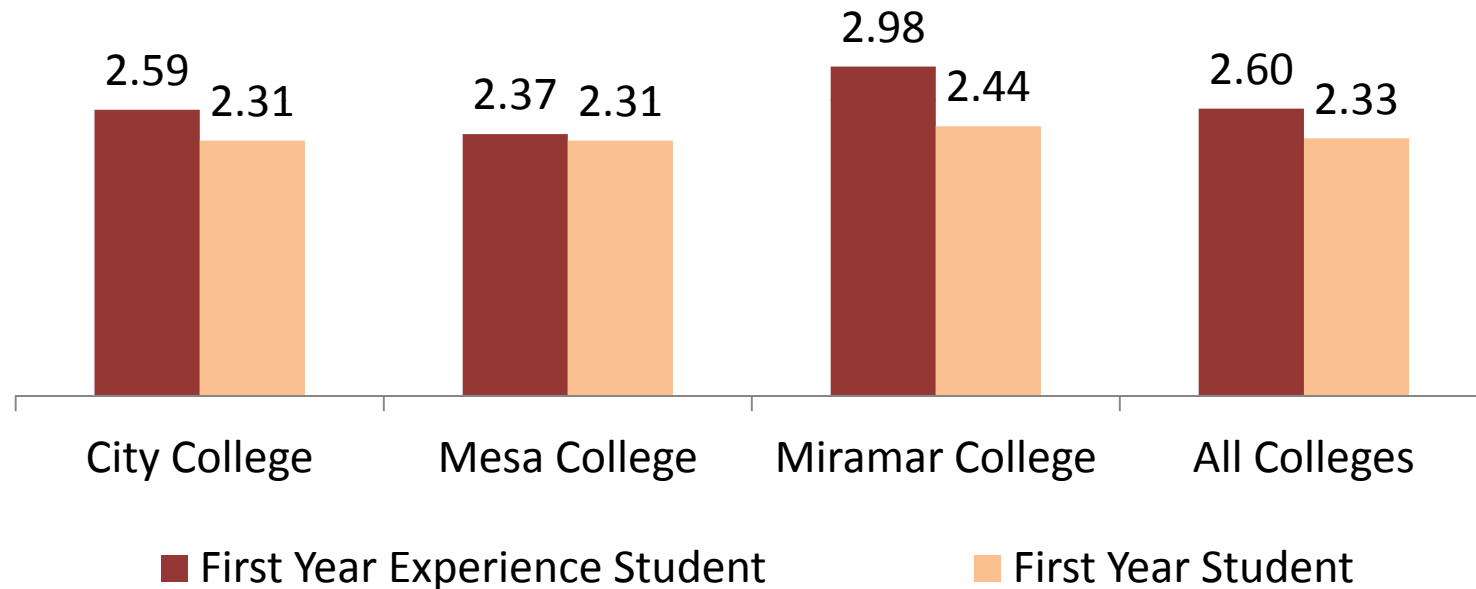
# Fall '10 Success Rates of FYE Students and All First Year Students



# Fall '10 Retention Rates of FYE Students and All First Year Students



# Fall '10 GPA of FYE Students and All First Year Students



# 2009/10 Cohort Tracking

Enrollment, Persistence, Success, & Retention



# 2009/10 Cohort Outcomes in 2010/11

- Overall, 75% of the 2009/10 cohort persisted from Fall 2009 to Fall 2010 compared to 54% for all first-year students.
- The majority of FYE students placed into Basic Skills English and Math in 2009/10 and enrolled in higher level courses in 2010/11.
- The top 10 courses that FYE students subsequently enrolled in Fall 2010 were transfer and college level GE classes including: English 101, Speech 103, Psychology 101, and Math 96.
- The overall subsequent term success rate in Fall 2010 for FYE students was 67% compared to a 65% success rate for all first-year students.
- The overall subsequent term retention rate in Fall 2010 for FYE students was 89% compared to a 85% retention rate for first-year students.

# 2009/10 Cohort

## Top Ten Subsequent Courses Enrolled

### Fall 2010

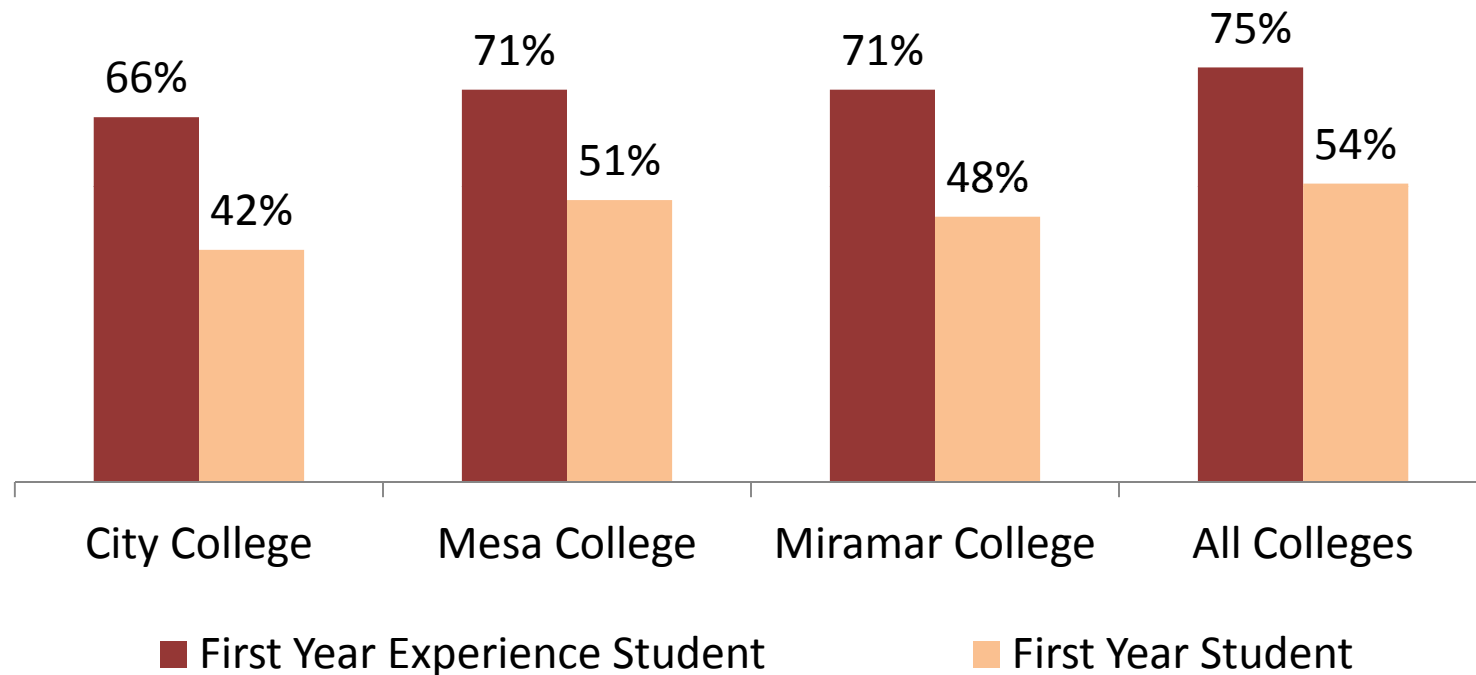
Course	Count	% of Courses
English 101	68	4.9%
Speech 103	56	4.0%
Math 046	52	3.7%
Math 096	49	3.5%
Psychology 101	45	3.2%
English 205	43	3.1%
Health 101	35	2.5%
Sociology 101	30	2.2%
Biology 107	25	1.8%
English 048	24	1.7%

*Exclusions: Tutoring courses*

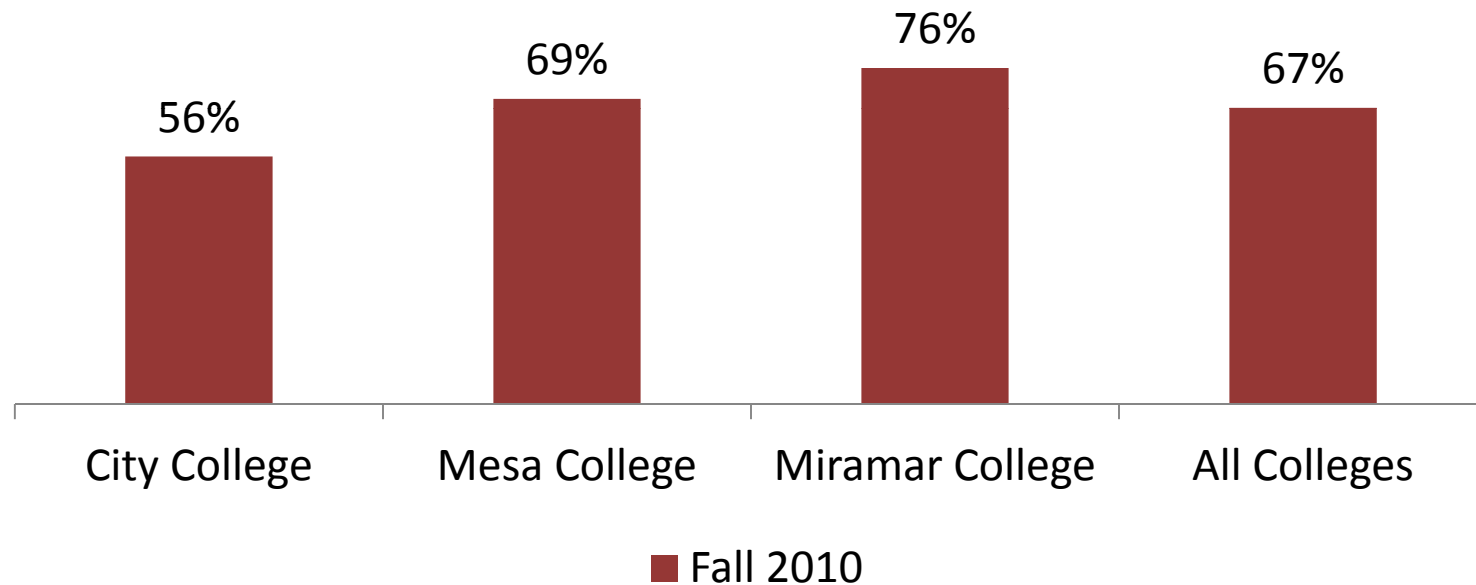
### Spring 2011

Course	Count	% of Courses
English 205	40	3.3%
Psychology 101	36	3.0%
Math 096	34	2.8%
Speech 103	33	2.8%
Health 101	31	2.6%
Sociology 101	27	2.3%
English 101	27	2.3%
Physical Education 166	22	1.8%
Math 046	21	1.8%
Biology 107	19	1.6%

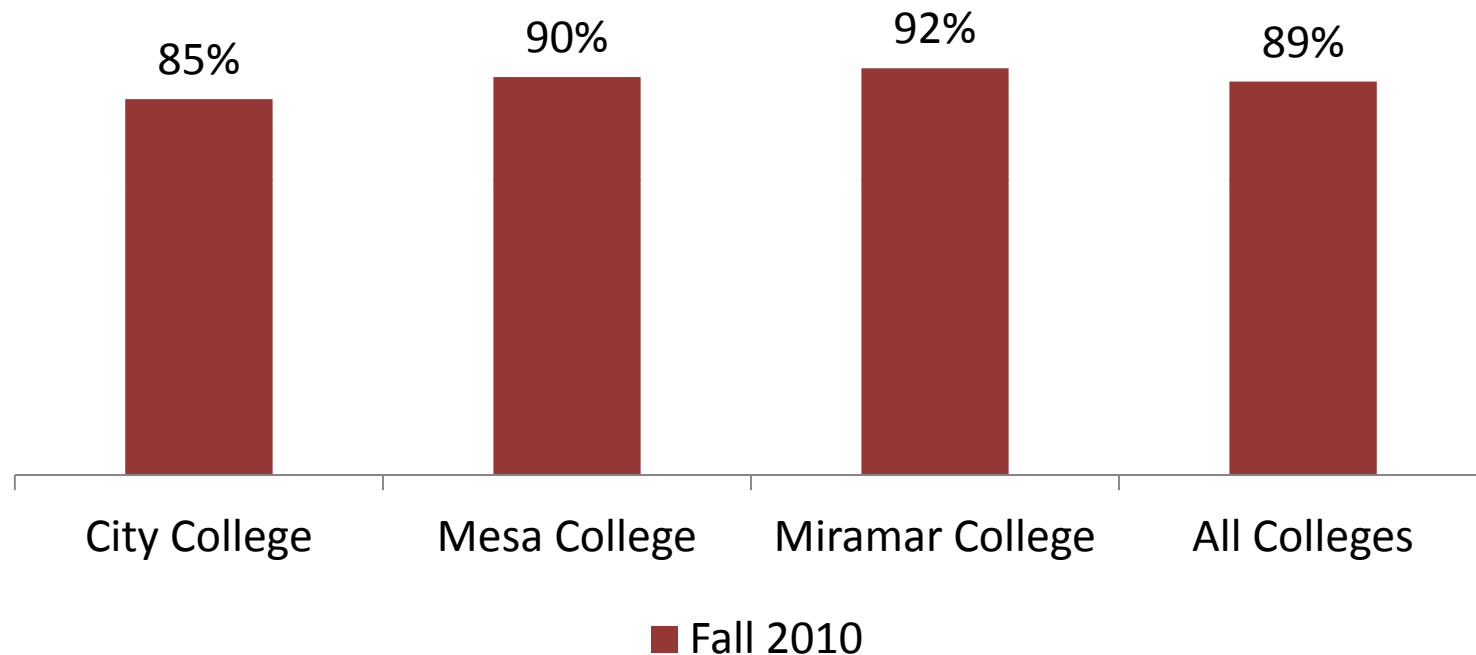
# 2009/10 Cohort Persistence Rates Fall 2009 to Fall 2010



# 2009/10 Cohort Subsequent Success Rates



# 2009/10 Cohort Subsequent Retention Rates



# Summary & Conclusions

# Cohort Comparison

	2008/09	2009/10	2010/11
Participants	527	463	271
Demographics	54% female 41% Latino	52% female 38% Latino	53% female 51% Latino
Term Persistence	81% (Fall 2008 to Spring 2009)	87% (Fall 2009 to Spring 2010)	90% (Fall 2010 to Spring 2011)
Success Rates	66% Fall 2008 63% Spring 2009	70% Fall 2009 66% Spring 2010	78% Fall 2010 68% Spring 2011
Retention Rates	89% Fall 2008 88% Spring 2009	91% Fall 2009 89% Spring 2010	95% Fall 2010 89% Spring 2011
Completion of 12+ Units	44% Fall 2008 40% Spring 2009	51% Fall 2009 43% Spring 2010	66% Fall 2010 45% Spring 2011

# FYE to All First-Year Student Comparisons

	Fall 2008		Fall 2009		Fall 2010	
	FYE Cohort	All First Year	FYE Cohort	All First Year	FYE Cohort	All First Year
Term Persistence	81%	68%	87%	72%	90%	75%
Success Rates	66%	62%	70%	63%	78%	63%
Retention Rates	89%	85%	91%	88%	95%	88%
Subsequent Success Rates	63%	65%	60%	66%	67%	65%
Completion of 12+ Units	44%	20%	51%	19%	66%	22%
GPA	2.44	2.39	2.44	2.35	2.60	2.33



# Conclusions

- The 2010/11 FYE cohort had better retention and success rates compared to the 2009/10 FYE cohort.
- The 2010/11 FYE cohort had higher retention and success rates compared to all first-time students.
- Compared to all first-time students, a higher proportion of FYE students took an assessment test and placed at the transfer level for English and math.
- The 2010/11 and 2009/10 FYE cohorts showed higher term persistence rates compared to all first-year students.
- A higher percentage of FYE students, from the 2010/11 cohort, completed 12 units or more (66%) compared to non-FYE first-year students (22%).