



# **Awards Conferred Supplement**

**2007/08 - 2011/12**

*Prepared by:*  
Office of Institutional Research and Planning  
September 2012

TABLE OF CONTENTS

HIGHLIGHT OF THE FINDINGS ..... 2  
    District ..... 3  
    All Colleges ..... 3  
    Continuing Education ..... 4  
AWARDS BY COLLEGE ..... 5  
AWARDS BY PROGRAM .....10  
All Colleges .....11  
Continuing Education .....22

# Highlight of the Findings

## HIGHLIGHT OF THE FINDINGS

### District

1. Overall, the number of awards conferred for the District increased by 11%, from 4,656 in 2010/11 to 5,162 in 2011/12.

#### 2011/12 District Awards Conferred

	Districtwide
AA/AS Degree	2,367
Certificate 60 or More Units	16
Certificate 30 to 59 Units	620
Certificate 29 or Fewer Units	558
CE Certificate of Completion	1,408
GED Certificate	101
High School Diploma	92
<b>Total</b>	<b>5,162</b>

### All Colleges

1. Overall, the number of awards conferred (degrees and certificates) is up 8% from last year, with 3,561 awards conferred in 2011/12, up from 3,284 in 2010/11. In fact, the number of awards conferred in 2011/12 is the highest it has been in over five years.
2. Among awards conferred from 2007/08 to 2011/12, on average, AA/AS degrees were conferred three times more (66%) than all other certificates combined (34%). However, when considering only certificates, certificates requiring 29 or fewer units and certificates requiring 30 to 59 units were conferred equally (49% each), followed by certificates requiring 60 or more units with the fewest conferred (1%).
3. In 2011/12, AA/AS degrees accounted for approximately 60% of the awards conferred at City College, 76% of the awards conferred at Mesa College, and 60% of the awards conferred at Miramar College.

#### 2011/12 Awards Conferred by College

	City College	Mesa College	Miramar College
AA/AS Degree	700	1,070	597
Certificate 60 or More Units	0	0	16
Certificate 30 to 59 Units	211	193	216
Certificate 29 or Fewer Units	249	141	168
<b>Total</b>	<b>1,160</b>	<b>1,404</b>	<b>997</b>

4. Between 2007/08 and 2011/12, the top 5 awards conferred (degrees and certificates) were as follows (excluding transfer studies and liberal arts): Business Administration (n = 988), Fire Technology (n = 530), Biology-Allied Health (n = 500), Social/Behavioral Sciences (n = 425), and Behavioral Sciences-Alcohol & Other Drug Studies (n = 355).

5. The top 5 AA/AS degrees conferred between 2007/08 and 2011/12 were as follows (excluding transfer studies and liberal arts): Biology-Allied Health (n = 500), Business Administration (n = 482), Social/Behavioral Sciences (n = 425), Child Development (n = 352), and Psychology (n = 314).
6. Between 2007/08 and 2011/12, the Radiologic Technology certificate was the top certificate conferred requiring 60 or more units (n = 55).
7. For certificates requiring 30 to 59 units, the top certificates conferred between 2007/08 and 2011/12 were as follows: Business Administration (n = 501), Behavioral Sciences-Alcohol & Other Drug Studies (n = 249), Cosmetology (n = 140), Interior Design (n = 116), and Radiologic Technology (n = 97).
8. The top 5 certificates conferred between 2007/08 and 2011/12 requiring 29 or fewer units were as follows: Child Development Teacher (n = 314), Child Development Associate Teacher (n = 280), Fire Technology (n = 222), Building Trades-Electrical (n = 176), and Electricity (n = 135).

## Continuing Education

1. Overall, the number of awards conferred (certificates, GEDs, and high school diplomas) at Continuing Education increased by 17% from last year, with 1,601 awards conferred in 2011/12, up from 1,372 in 2010/11.
2. Between 2007/08 and 2011/12, Certificates of Completion represented the majority of awards conferred at Continuing Education (88%), followed by high school diplomas (6%) and GED certificates (6%).

### 2011/12 Continuing Education Awards Conferred

	Continuing Education
Certificate of Completion	1,408
GED Certificate	101
High School Diploma	92
<b>Total</b>	<b>1,601</b>

3. The number of Certificates of Completion conferred increased by 27% since last year, with 1,408 conferred in 2011/12, up from 1,113 in 2010/11.
4. The number of GED certificates conferred decreased by 32% since last year, with 101 conferred in 2011/12, down from 148 in 2010/11.
5. The number of high school diplomas decreased by 17% since last year, with 92 conferred in 2011/12, down from 111 in 2010/11.
6. The top 5 programs that awarded Certificates of Completion between 2007/08 and 2011/12 were as follows: Nursing Assistant Training (n = 458), Culinary Arts I (n = 241), Culinary Arts V (n = 232), Culinary Arts III (n = 210), and Culinary Arts IV (n = 199).

# Awards by College

## AWARDS BY COLLEGE

## Number of Awards Conferred by College and Continuing Education

Awards		Awards 2007-08	Awards 2008-09	Awards 2009-10	Awards 2010-11	Awards 2011-12	Total
City College	AA/AS Degree	613	661	628	701	700	3,303
	Certificate 30 to 59 Units	107	168	203	187	211	876
	Certificate 29 or Fewer Units	257	280	225	213	249	1,224
	<b>Total</b>	<b>977</b>	<b>1,109</b>	<b>1,056</b>	<b>1,101</b>	<b>1,160</b>	<b>5,403</b>
Mesa College	AA/AS Degree	1,005	917	874	907	1,070	4,773
	Certificate 60 or More Units	22	24	9	0	0	55
	Certificate 30 to 59 Units	168	191	206	211	193	969
	Certificate 29 or Fewer Units	106	94	112	128	141	581
<b>Total</b>	<b>1,301</b>	<b>1,226</b>	<b>1,201</b>	<b>1,246</b>	<b>1,404</b>	<b>6,378</b>	
Miramar College	AA/AS Degree	452	546	579	574	597	2,748
	Certificate 60 or More Units	0	0	2	4	16	22
	Certificate 30 to 59 Units	123	152	272	176	216	939
	Certificate 29 or Fewer Units	232	212	203	183	168	998
<b>Total</b>	<b>807</b>	<b>910</b>	<b>1,056</b>	<b>937</b>	<b>997</b>	<b>4,707</b>	
Continuing Education	CE Certificate of Completion	581	1,177	942	1,113	1,408	5,221
	GED Certificate	196	248	184	148	101	877
	High School Diploma	489	588	137	111	92	1,417
	<b>Total</b>	<b>1,266</b>	<b>2,013</b>	<b>1,263</b>	<b>1,372</b>	<b>1,601</b>	<b>7,515</b>

Source: SDCCD Information System

Note 1. In 2009/10, reporting procedures for high school diplomas were revised to correspond with MIS reporting requirements.

Note 2. The 2011/12 awards include awards conferred from Summer 2011, Fall 2011, and Spring 2012.

## Number of Awards Conferred Districtwide

Awards		Awards 2007-08	Awards 2008-09	Awards 2009-10	Awards 2010-11	Awards 2011-12	Total
District Total	AA/AS Degree	2,070	2,124	2,081	2,182	2,367	10,824
	Certificate 60 or More Units	22	24	11	4	16	77
	Certificate 30 to 59 Units	398	511	681	574	620	2,784
	Certificate 29 or Fewer Units	595	586	540	524	558	2,803
	CE Certificate of Completion	581	1,177	942	1,113	1,408	5,221
	GED Certificate	196	248	184	148	101	877
	High School Diploma	489	588	137	111	92	1,417
	<b>Total</b>	<b>4,351</b>	<b>5,258</b>	<b>4,576</b>	<b>4,656</b>	<b>5,162</b>	<b>24,003</b>

Source: SDCCD Information System

Note 1. In 2009/10, reporting procedures for high school diplomas were revised to correspond with MIS reporting requirements.

Note 2. The 2011/12 awards include awards conferred from Summer 2011, Fall 2011, and Spring 2012.

**Percent of Awards Conferred by College and Continuing Education**

Awards		% of Awards 2007-08	% of Awards 2008-09	% of Awards 2009-10	% of Awards 2010-11	% of Awards 2011-12	5-Year Average
City College	AA/AS Degree	63%	60%	59%	64%	60%	61%
	Certificate 30 to 59 Units	11%	15%	19%	17%	18%	16%
	Certificate 29 or Fewer Units	26%	25%	21%	19%	21%	23%
	<b>Total</b>	<b>100%</b>	<b>100%</b>	<b>100%</b>	<b>100%</b>	<b>100%</b>	<b>100%</b>
Mesa College	AA/AS Degree	77%	75%	73%	73%	76%	75%
	Certificate 60 or More Units	2%	2%	1%	0%	0%	1%
	Certificate 30 to 59 Units	13%	16%	17%	17%	14%	15%
	Certificate 29 or Fewer Units	8%	8%	9%	10%	10%	9%
<b>Total</b>	<b>100%</b>	<b>100%</b>	<b>100%</b>	<b>100%</b>	<b>100%</b>	<b>100%</b>	
Miramar College	AA/AS Degree	56%	60%	55%	61%	60%	58%
	Certificate 60 or More Units	0%	0%	0%	0%	2%	0%
	Certificate 30 to 59 Units	15%	17%	26%	19%	22%	20%
	Certificate 29 or Fewer Units	29%	23%	19%	20%	17%	21%
<b>Total</b>	<b>100%</b>	<b>100%</b>	<b>100%</b>	<b>100%</b>	<b>100%</b>	<b>100%</b>	
Continuing Education	CE Certificate of Completion	46%	58%	75%	81%	88%	69%
	GED Certificate	15%	12%	15%	11%	6%	12%
	High School Diploma	39%	29%	11%	8%	6%	19%
	<b>Total</b>	<b>100%</b>	<b>100%</b>	<b>100%</b>	<b>100%</b>	<b>100%</b>	<b>100%</b>

Source: SDCCD Information System

Note 1. In 2009/10, reporting procedures for high school diplomas were revised to correspond with MIS reporting requirements.

Note 2. The 2011/12 awards include awards conferred from Summer 2011, Fall 2011, and Spring 2012.

**Percent of Awards Conferred Districtwide**

Awards		% of Awards 2007-08	% of Awards 2008-09	% of Awards 2009-10	% of Awards 2010-11	% of Awards 2011-12	5-Year Average
District Total	AA/AS Degree	48%	40%	45%	47%	46%	45%
	Certificate 60 or More Units	1%	0%	0%	0%	0%	0%
	Certificate 30 to 59 Units	9%	10%	15%	12%	12%	12%
	Certificate 29 or Fewer Units	14%	11%	12%	11%	11%	12%
	CE Certificate of Completion	13%	22%	21%	24%	27%	22%
	GED Certificate	5%	5%	4%	3%	2%	4%
	High School Diploma	11%	11%	3%	2%	2%	6%
	<b>Total</b>	<b>100%</b>	<b>100%</b>	<b>100%</b>	<b>100%</b>	<b>100%</b>	<b>100%</b>

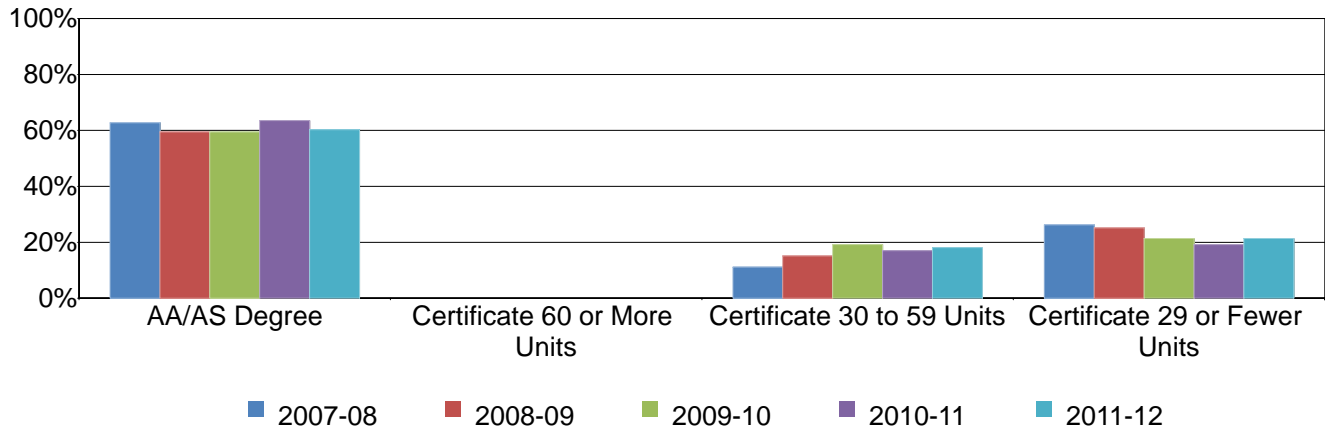
Source: SDCCD Information System

Note 1. In 2009/10, reporting procedures for high school diplomas were revised to correspond with MIS reporting requirements.

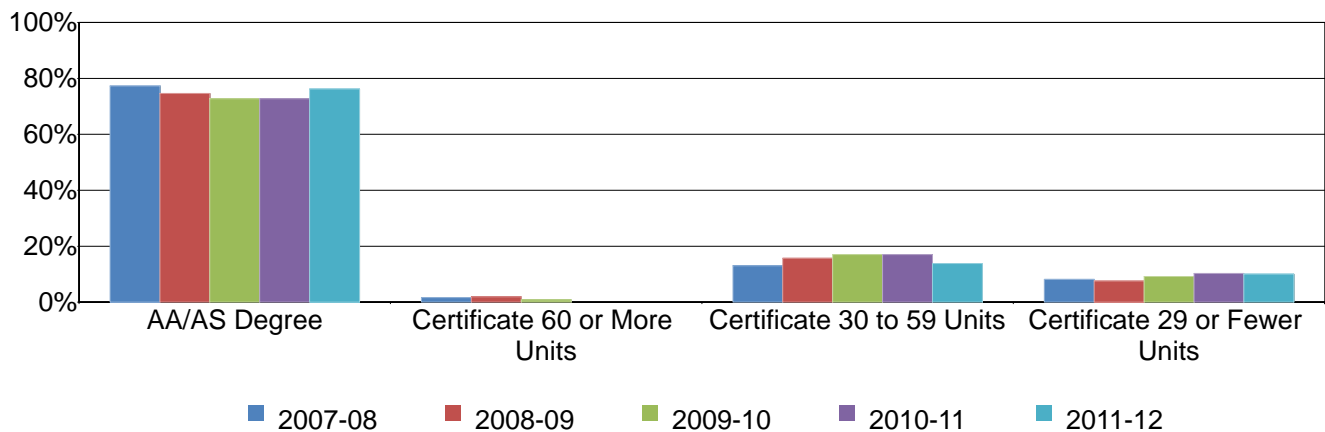
Note 2. The 2011/12 awards include awards conferred from Summer 2011, Fall 2011, and Spring 2012.



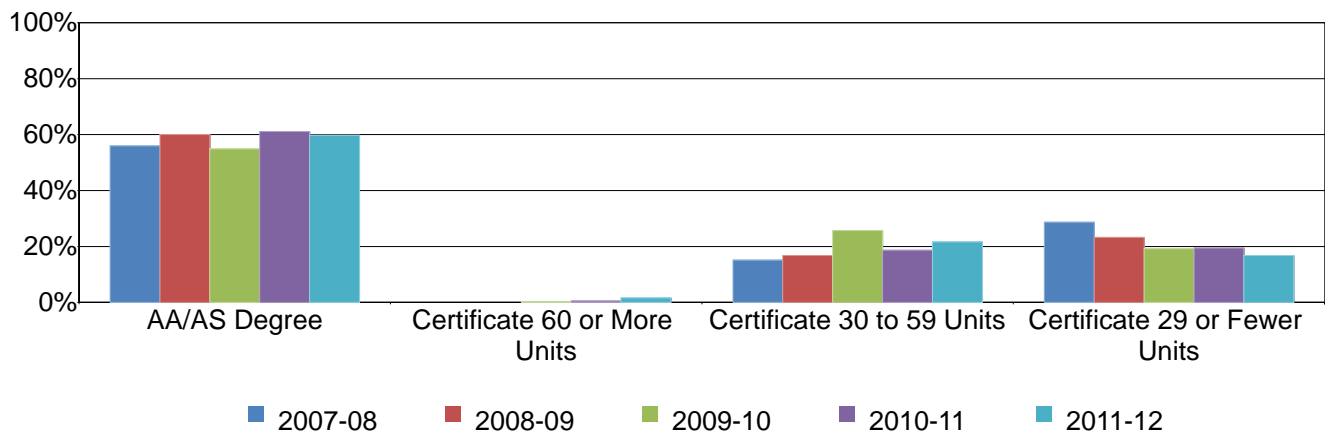
**City College Percentage Distribution of Awards by Year**



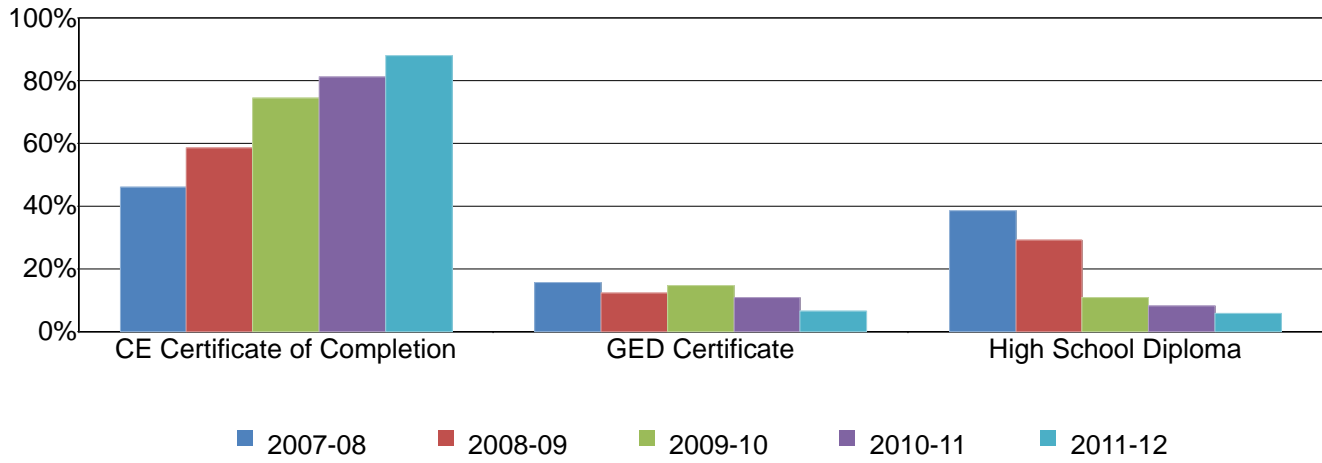
**Mesa College Percentage Distribution of Awards by Year**



**Miramar College Percentage Distribution of Awards by Year**



Continuing Education Percentage Distribution of Awards by Year



# Awards by Program

## All Colleges Awards Conferred by Program

	All Colleges - AA/AS Degree					
	2007-08	2008-09	2009-10	2010-11	2011-12	Total
ACCOUNTING	13	19	20	22	20	94
ADM OF JUST-CONTEMP POLICE TEC	7	11	13	9	5	45
ADMIN OF JUST-CORRECTIONS	1	0	1	1	0	3
ADMIN OF JUST-INVESTIGATIONS	4	2	6	5	4	21
ADMIN OF JUST-LAW ENFORCEMENT	13	8	11	14	9	55
ADMIN OF JUSTICE-LAW ENF/INVST	1	0	1	0	0	2
AIR CONDITIONING/REFRIGERATION	8	5	8	4	9	34
AIRCRAFT MAINT. TECH-AIRFRAME	1	0	0	0	0	1
AMERICAN SIGN LANGUAGE INTERP	4	8	6	5	11	34
ANIMAL HEALTH TECHNOLOGY	22	21	26	18	21	108
ANTHROPOLOGY	1	1	2	4	5	13
APPLIED MATHEMATICS	0	0	0	0	1	1
ARCHITECTURE CONSTRUCTION MGT	4	3	1	5	8	21
ARCHITECTURE LANDSCAPE TECH	0	0	0	1	0	1
ARCHITECTURE SURVEY	1	0	0	0	1	2
ARCHITECTURE TECHNICIAN	0	1	3	2	0	6
ARCHITECTURE TRANSFER	0	1	5	3	5	14
ARCHITECTURE WOODBURY UNIV TR	0	0	2	1	1	4
ARCHITECTURE-LANDSCAPE	5	2	2	2	2	13
ART CERAMICS EMPHASIS	0	0	1	0	0	1
ART DESIGN EMPHASIS	1	1	1	0	0	3
ART HISTORY EMPHASIS	0	0	0	2	0	2
ART MUSEUM STUDIES EMPHASIS	1	1	1	0	2	5
ART THREE DIMENSIONAL EMPHASIS	0	1	0	0	0	1
ART TWO DIMENSIONAL EMPHASIS	2	1	3	3	2	11
ART-FINE ARTS STUDIO ARTS	1	0	0	0	0	1
ART-FINE ARTS-CRAFTS SKILLS	0	0	2	0	0	2
ART-FINE ARTS-DRAWING/PAINTING	1	1	1	0	0	3
ART/VISUAL STUDIES	0	4	5	8	12	29
AUTOMOTIVE TECHNOLOGY	7	8	2	8	8	33
AV MNT TECH-AIRFRAME/POWERPLNT	4	3	1	8	10	26
AVIA MAINT TECH-PILOT STUDIES	0	0	0	0	1	1
AVIA-PROFESSIONAL PILOT	1	1	0	5	5	12
AVIATION MAINT TECH-AIRFRAME	7	4	1	3	5	20
AVIATION MAINT TECH-GEN STUD	12	4	1	2	4	23
AVIATION MAINT TECH-POWERPLANT	2	4	1	3	5	15
AVIATION OPERATIONS-MANAGEMENT	0	5	5	2	2	14
BEH SC HUM SRV ADLT/GERONTOLGY	2	2	0	2	0	6
BEH SC HUM SRV ALCH & OTHR DRG	0	0	1	0	0	1
BEH SC HUM SRV EARLY CHILDHOOD	0	1	3	3	3	10
BEHAVIORAL SCI-ALCOHOL & DRUG	19	11	21	26	29	106
BEHAVIORAL SCI-SOCIAL WORK	8	11	10	10	5	44

**Districtwide Awards Conferred Report 2007/08 - 2011/12**

	All Colleges - AA/AS Degree					
	2007-08	2008-09	2009-10	2010-11	2011-12	Total
BEHAVIORAL SCIENCE-ANTHRO	3	7	10	5	5	30
BEHAVIORAL SCIENCE-PSYCHOLOGY	18	20	23	32	34	127
BEHAVIORAL SCIENCE-SOCIOLOGY	9	15	17	20	14	75
BILINGUAL STUDIES	1	0	3	0	0	4
BIOLOGY - ALLIED HEALTH	69	95	103	102	131	500
BIOLOGY - APPLIED BIOLOGY	0	1	2	0	0	3
BIOLOGY STUDIES	0	9	24	29	25	87
BIOLOGY-TRANSFER	8	10	7	19	18	62
BLACK STUDIES	6	12	4	5	8	35
BLDG CONST TECH-INSPECTION	6	3	5	3	5	22
BLDG TRDS-ELECTRICAL TRADE OPT	3	7	3	2	5	20
BLDG TRDS-PLUMBING TRADE OPT	2	0	0	0	0	2
BLDG TRDS-SHEET METAL TRD OPT	0	1	0	0	0	1
BS-START & MANAGING SMALL BUS	3	3	2	1	0	9
BUS STU-RETAIL MANAGEMENT	1	0	0	0	0	1
BUS STUDIES LEGAL ASSISTANT	1	0	1	0	0	2
BUS STUDIES SDSU BUSINESS ADM	28	14	20	19	18	99
BUS STUDIES SM-BUS ACCOUNTING	4	9	5	11	10	39
BUS STUDIES SMALL BUS MGMT	2	1	2	3	7	15
BUSINESS ADMINISTRATION	69	79	101	107	126	482
BUSINESS MANAGEMENT	11	16	20	18	9	74
BUSMGMT MORTGAGE BROKERAGE/BNKNG	5	3	2	3	2	15
C&N: NUTRITION	3	2	1	1	1	8
C&N: NUTRITION & FITNESS	0	2	2	1	0	5
CBT-ADMINISTRATIVE ASSISTANT	14	13	22	13	7	69
CBT-INFO MANAGEMENT TECH	2	0	1	2	3	8
CBT-LEGAL ADMINISTRATIVE ASST	3	1	0	1	2	7
CBT-MICROCOMPUTER APPL	1	4	2	0	1	8
CHEMISTRY	0	0	3	0	5	8
CHEMISTRY STUDIES	0	6	9	21	20	56
CHICANO STUDIES	2	5	3	2	1	13
CHID DEVELOPMNT SITE SUPERVISR	11	7	6	15	1	40
CHILD DEVELOPMENT	72	87	78	62	53	352
COMM RTV-BROADCAST NEWS	2	2	1	2	3	10
COMM RTV-MANAGEMENT	2	2	0	0	0	4
COMM RTV-RADIO	1	0	1	0	2	4
COMM RTV-VIDEO/FILM	7	2	6	2	3	20
COMMERCIAL ART	1	0	0	0	0	1
COMMUNICATION SPEECH	4	2	3	0	4	13
COMMUNICATION STUDIES	0	5	8	10	11	34
COMMUNICATION STUDIES-TRANSFER	0	0	0	0	1	1
COMP & INFO SYS-MICROCOMPUTER	1	0	0	0	0	1
COMP TECH ILLUS-ENGINEERING	0	0	1	0	0	1

**Districtwide Awards Conferred Report 2007/08 - 2011/12**

	All Colleges - AA/AS Degree					
	2007-08	2008-09	2009-10	2010-11	2011-12	Total
COMPUTER & INFORMATION SCIENCE	15	16	15	13	10	69
COMPUTER FASHION TECH-MERCH	0	0	0	0	1	1
COMPUTER INFORMATION SYSTEMS	7	6	3	8	5	29
COMPUTER TECH ILLUSTRATION	0	1	0	0	0	1
CONST ELECTRONIC SYST TECH	0	1	0	0	0	1
CONSTRUCTION TRADE-ELECTRICAL	0	2	0	1	5	8
COSMETOLOGY	6	8	6	6	2	28
CULINARY ARTS/MGT-HOSPITALITY	0	4	5	4	10	23
DENTAL ASSISTING	3	6	7	10	9	35
DESTINATN/EVENT MGT-HOSPITALTY	0	0	2	1	1	4
DIES-HEAVY DUTY TRANS TECH	2	2	2	2	3	11
DIES-HEAVY EQUIP TECH	2	1	0	1	2	6
DRAMATIC ARTS	0	2	0	2	3	7
EARTH SCIENCE STUDIES	0	1	0	5	1	7
ELECTRICITY	5	14	13	10	10	52
ELECTRICITY-LINEMAN	0	0	1	0	1	2
ELECTRONICS TECH-COMMUNICATION	0	0	2	1	1	4
ELEMENTARY EDUCATION	0	1	5	7	3	16
ELRN MICROPROC/CONTR DESIGN	5	8	1	4	1	19
ENGINEERING	2	6	6	4	10	28
ENGLISH	10	15	10	21	21	77
ENGLISH/LITERATURE STUDIES	0	4	7	2	9	22
EVENT MANAGEMENT	0	0	0	3	5	8
FASHION	1	0	1	0	0	2
FASHION MERCHANDISING	0	0	1	0	0	1
FASHION-FASHION DESIGN	2	3	3	7	10	25
FASHION-FASHION MERCHANDISING	4	1	3	2	5	15
FIPT - FIRE PROTECTION	9	1	5	4	4	23
FIPT FIRE TECHNOLOGY	42	51	47	44	49	233
FIPT OPEN WTR LIFEGUARD PROF	0	0	0	1	0	1
FIPT-FIRE PREVENTION	1	1	1	5	3	11
FIRE PROTECTION TECHNOLOGY	0	0	1	0	0	1
FIRE TECHNOLOGY	0	0	0	1	0	1
FOOD SERVICE OCCUPATIONS	3	3	0	0	1	7
FRENCH	0	0	0	2	1	3
GEOGRAPHIC INFO SYSTEMS	1	1	4	5	5	16
GEOGRAPHY	0	1	0	1	2	4
HEALTH INFORMATION TECHNOLOGY	12	11	22	23	22	90
HEALTH/PHYSICAL EDU STUDIES	0	7	5	5	6	23
HISTORY	7	13	24	25	20	89
HOTEL & RESTAURANT OPERATIONS	1	0	0	0	0	1
HOTEL MANAGEMENT	0	0	1	1	3	5
HOTEL MANAGEMENT-HOSPITALITY	0	3	2	0	0	5

**Districtwide Awards Conferred Report 2007/08 - 2011/12**

	All Colleges - AA/AS Degree					
	2007-08	2008-09	2009-10	2010-11	2011-12	Total
HOTEL-MOTEL MANAGEMENT	2	0	1	0	0	3
HUMAN DEVELOPMENT STUDIES	0	4	9	7	6	26
HUMANITIES STUDIES	0	0	1	1	9	11
INTERIOR DESIGN	23	11	6	4	11	55
JAPANESE	0	2	3	3	4	12
LABOR STUDIES	1	0	0	0	0	1
LANGUAGES - FRENCH	2	2	0	0	1	5
LANGUAGES - GERMAN	0	0	1	0	0	1
LANGUAGES - JAPANESE	3	1	1	1	1	7
LANGUAGES - SPANISH	5	7	5	9	12	38
LANGUAGES-ITALIAN	1	0	0	0	0	1
LAS-ELEMENTARY TEACHING	0	6	6	8	9	29
LAS-LANGUAGE ARTS & HUMANITIES	0	40	75	105	127	347
LAS-SCI STU-BIOLOGICAL SCIENCE	0	2	5	12	11	30
LAS-SCI STU-MATH&PRE-ENGINEER	0	5	11	25	18	59
LAS-SCI STU-PHYS & EARTH SCI	0	5	1	7	5	18
LAS-SOCIAL &BEHAVIORAL SCIENCE	1	39	76	68	100	284
LAS-SOCIAL& BEHAVIORAL SCIENCE	0	0	0	7	2	9
LAS-VISUAL & PERFORMING ARTS	0	3	7	15	14	39
LEGAL ASSISTANT	23	9	3	2	0	37
LIB A&S LANG A & HU ST-CHINESE	0	0	3	3	3	9
LIB A&S: LANG A & HU ST-LATIN	0	0	0	1	1	2
LIB A&S: LANG A &HU ST-ENGLISH	0	0	0	1	2	3
LIB A&S: LANG A &HU ST-GERMAN	0	0	0	0	1	1
LIB A&S: LANG A & HU ST-ITALIAN	0	0	0	1	0	1
LIB A&S: LANG A&HU ST-RUSSIAN	0	0	0	1	1	2
LIB A&S: LANG A&HU ST-SPANISH	0	0	1	10	8	19
LIB A&S: SCI ST-BIOLOGICAL SCI	0	3	4	18	20	45
LIB A&S: SCI ST-PHYS SCI-CHEM	0	1	11	35	23	70
LIB A&S: SCI ST-PHYS SCI-PHYS	0	2	6	7	7	22
LIB A&S: SOC/BEH SCI-ANTHRO	0	1	1	3	8	13
LIB A&S: SOC/BEH SCI-CHILD DEV	0	1	0	6	4	11
LIB A&S: SOC/BEH SCI-ECONOMICS	0	8	16	25	36	85
LIB A&S: SOC/BEH SCI-HUMAN DEV	0	0	1	0	0	1
LIB A&S: SOC/BEH SCI-POLI SCI	0	2	7	4	8	21
LIB A&S: SOC/BEH SCI-SOCIOLOGY	0	2	8	9	8	27
LIB A&S:LANG A & HU ST-FRENCH	0	0	1	2	7	10
LIB A&S:LANG A&HU ST JAPANESE	0	1	1	2	4	8
LIB A&S:LANG A&HU ST-COMM/JOUR	0	0	1	3	2	6
LIB A&S:LANG A&HU ST-VIETNAMESE	0	0	0	0	1	1
LIB A&S:MATH/PRE-ENGR ST-CISC	0	0	6	7	16	29
LIB A&S:MATH/PRE-ENGR ST-ENGR	0	4	7	13	9	33
LIB A&S:MATH/PRE-ENGR ST-MATH	0	4	9	19	15	47

Districtwide Awards Conferred Report 2007/08 - 2011/12

	All Colleges - AA/AS Degree					
	2007-08	2008-09	2009-10	2010-11	2011-12	Total
LIB A&S:SCI ST PHY SC EARTH SCI	0	0	2	1	0	3
LIB A&S:SCI ST PHY SC KIN/NUTR	0	4	6	11	27	48
LIB A&S:SCI ST-PHYS SCI-PRNURS	0	7	9	16	14	46
LIB A&S:SCI ST-PHYS SCI-PSYCH	0	0	3	0	4	7
LIB A&S:SOC/BEH SCI-PSYCHOLOGY	0	8	21	21	36	86
LIB A&S:SOC/BEH SCI-SOCIAL SCI	0	11	29	51	59	150
LIB ARTS & SCI: ART ST-ART	0	1	15	8	22	46
LIB ARTS & SCI: ART ST-DANCE	0	0	0	1	1	2
LIB ARTS & SCI: ART ST-DRAMA	0	0	0	1	6	7
LIB ARTS & SCI: ARTS ST-MUSIC	0	0	0	0	1	1
LIB ARTS&SCI: BUSINESS STUDIES	0	36	56	87	126	305
LIBA&S:LANG A&HU ST-PHILOSOPHY	0	0	3	0	4	7
LIBERAL ARTS - OPTION III	4	4	1	0	1	10
LIBERAL ARTS-OPTION I	123	78	19	12	3	235
LIBERAL ARTS-OPTION II	2	0	0	1	0	3
LIBERAL STUDIES-ELEM EDUC PREP	0	3	6	1	9	19
LIGHT RAIL VEHICLE LINEMAN	1	1	0	0	1	3
MACHINE TECHNOLOGY-CAM	5	3	9	6	4	27
MANU TECH-AUTOM EQUIP TECH	0	1	0	0	1	2
MARKETING	1	1	1	2	1	6
MATHEMATICS	9	12	9	14	14	58
MATHEMATICS STUDIES	0	6	14	15	24	59
MEDICAL ASSISTING	1	7	4	10	6	28
MEDICAL LABORATORY TECHNOLOGY	0	0	0	3	11	14
MFG ENGR TECH-ELECTRONICS MFG	0	0	1	0	1	2
MFG ENGR TECH-FABRICATION MFG	0	2	1	0	1	4
MULTIMEDIA	9	9	4	9	9	40
MUSIC	3	2	1	8	6	20
MUSIC STUDIES	0	1	1	3	3	8
NURSING EDUCATION RN	55	61	56	66	52	290
NUTRITION	0	0	0	2	5	7
NUTRITION & FITNESS	0	0	3	1	3	7
OCCUPATIONAL/TECHNICAL STUDIES	0	1	1	1	2	5
OPERATING&MAINT ENGRS-HVAC	0	0	1	0	0	1
PARALEGAL	4	9	19	9	18	59
PEACE STUDIES	0	0	0	0	1	1
PHILOSOPHY	1	2	3	2	4	12
PHYS & EARTH SCI - CHEMISTRY	1	0	0	1	0	2
PHYS & EARTH SCI - GEOGRAPHY	1	0	0	0	0	1
PHYS & EARTH SCI-ASTRONOMY	0	1	0	0	0	1
PHYS & EARTH SCI-PHYSICS	2	1	0	0	1	4
PHYS SCI CHEMISTRY TECHNICIAN	0	0	0	0	1	1
PHYS SCI-ENGINEERING	1	0	0	0	0	1



**Districtwide Awards Conferred Report 2007/08 - 2011/12**

	All Colleges - AA/AS Degree					
	2007-08	2008-09	2009-10	2010-11	2011-12	Total
PHYS SCIENCE-CHEMISTRY	1	1	0	0	0	2
PHYSICAL EDUCATION	2	1	2	2	4	11
PHYSICAL SCIENCE GENERAL	1	0	0	0	0	1
PHYSICAL SCIENCE-PHYSICS	1	0	0	0	0	1
PHYSICAL THERAPIST ASST	27	18	22	13	0	80
PHYSICS	0	3	4	6	11	24
PHYSICS STUDIES	0	1	0	1	5	7
POLITICAL SCIENCE	6	4	6	7	17	40
PRE-ENGINEERING STUDIES	0	1	5	6	6	18
PSYCHOLOGY	44	51	64	83	72	314
RADIOLOGIC TECHNOLOGY	19	22	16	10	15	82
REAL ESTATE	16	11	11	7	9	54
SD & IMP COUNTY-PLUMBING APPR	1	0	0	0	0	1
SD&IMP COUNTY-PIPEFITTING APPR	2	1	0	0	1	4
SDG&E APP-ELEC METER TESTER	1	0	0	0	0	1
SELECTED STUDIES	9	9	2	2	2	24
SELECTED STUDIES/PRE-BAC/NURSE	4	5	2	10	6	27
SHIPBUILDING TECHNOLOGY	0	3	1	2	1	7
SOCIAL SCIENCE-GEOGRAPHY	0	0	1	0	0	1
SOCIAL SCIENCE-HISTORY	1	1	0	0	0	2
SOCIAL SCIENCE-PHILOSOPHY	0	0	1	0	0	1
SOCIAL SCIENCE-POLITICAL SCI	1	1	0	0	0	2
SOCIAL SCIENCES	2	3	6	1	0	12
SOCIAL/BEHAVIORAL SCIENCES	0	46	117	131	131	425
SOCIOLOGY	4	0	1	5	7	17
SOCIOLOGY FOR TRANSFER	0	0	0	0	1	1
SOLAR PRECISION MACHINE TOOL	0	1	1	0	0	2
SOLAR TURBINES-MASTER MACHNST	0	1	2	2	0	5
SOLAR TURBINES-TOOL & DIE MAKR	0	0	3	0	0	3
SPANISH	0	1	3	2	2	8
SPEECH COMMUNICATIONS	1	0	3	9	7	20
TRANSFER STUDIES CSU	597	443	217	91	54	1,402
TRANSFER STUDIES IGETC CSU	14	6	9	0	3	32
TRANSFER STUDIES IGETC UC	89	97	64	16	15	281
TRANSFER STUDIES OTHER	100	77	27	14	1	219
TRANSFER STUDIES-T.A.G. - UC	154	69	2	2	2	229
TRAVEL AND TOURISM	1	0	0	0	0	1
VIS & PERF ART-2 DIMENSION ART	5	4	3	5	4	21
VIS & PERF ART-3 DIMENSION ART	0	0	1	0	1	2
VIS & PERF ART-ART GRAPHIC DES	2	6	4	8	5	25
VIS & PERF ART-MUSICAL THEATRE	0	1	0	0	0	1
VIS & PERF ART-PHOTOGRAPHY	8	6	2	6	6	28
VIS & PERF ART-THEATRE	2	0	2	1	1	6

	All Colleges - AA/AS Degree					
	2007-08	2008-09	2009-10	2010-11	2011-12	Total
VIS & PERF ARTS-DANCE	1	1	0	0	0	2
VIS PERF ARTS-ELECTR MUSIC	0	0	1	0	0	1
VIS&PERF ARTS-DIGITAL MUS TECH	2	7	5	8	4	26
WORLD LANGUAGE STUDIES	0	1	6	2	4	13
<b>Total</b>	<b>2,070</b>	<b>2,124</b>	<b>2,081</b>	<b>2,182</b>	<b>2,367</b>	<b>10,824</b>

Source: SDCCD Information System

	All Colleges - Certificate 60 or More Units					
	2007-08	2008-09	2009-10	2010-11	2011-12	Total
AV MNT TECH-AIRFRAME/POWERPLNT	0	0	2	4	16	22
RADIOLOGIC TECHNOLOGY	22	24	9	0	0	55
<b>Total</b>	<b>22</b>	<b>24</b>	<b>11</b>	<b>4</b>	<b>16</b>	<b>77</b>

Source: SDCCD Information System

	All College - Certificate 30 to 59 Units					
	2007-08	2008-09	2009-10	2010-11	2011-12	Total
AC/REF/STA FAC ENGR/GEN MAINT	0	0	0	0	4	4
ACCOUNTING	1	0	1	0	1	3
ADM OF JUST-CONTEMP POLICE TEC	3	12	10	7	7	39
ADMIN OF JUST-CORRECTIONS	1	0	3	0	1	5
ADMIN OF JUST-INVESTIGATIONS	0	1	2	0	0	3
ADMIN OF JUST-LAW ENFORCEMENT	15	8	8	12	7	50
ADV A/C DIRECT DIGITAL CONTROL	0	0	0	1	11	12
AIR CONDITIONING/REFRIGERATION	5	11	11	7	23	57
AIRCOND/REF/HOSP/GEN MAINT TEC	6	1	0	2	3	12
AIRCOND/REF/SOLR ENGY ADV HEAT	0	0	0	3	6	9
AIRCRAFT MAINT. TECH-AIRFRAME	1	0	0	0	0	1
AMERICAN SIGN LANGUAGE INTERP	3	16	9	9	14	51
AMSL-ENGLISH INTERPRETATION	0	0	0	0	1	1
ARCHITECTURE CONSTRUCTION MGT	0	0	0	0	1	1
ARCHITECTURE LANDSCAPE ARCH	0	0	0	1	0	1
ARCHITECTURE SURVEY	1	0	0	0	0	1
ARCHITECTURE TRANSFER	0	1	4	0	4	9
ARCHITECTURE WOODBURY UNIV TR	0	0	2	2	2	6
AV MNT TECH-AIRFRAME/POWERPLNT	0	0	0	1	3	4
AVIA-PROFESSIONAL PILOT	0	0	0	1	0	1
AVIATION MAINT TECH-AIRFRAME	12	11	15	14	12	64
AVIATION MAINT TECH-GEN STUD	0	0	0	2	0	2
AVIATION MAINT TECH-POWERPLANT	8	16	16	9	14	63
AVIATION OPERATIONS-MANAGEMENT	0	1	0	0	0	1

**Districtwide Awards Conferred Report 2007/08 - 2011/12**

	All College - Certificate 30 to 59 Units					
	2007-08	2008-09	2009-10	2010-11	2011-12	Total
BEH SC HUM SRV ADLT/GERONTOLGY	2	1	1	0	1	5
BEH SC HUM SRV ALCH & OTHR DRG	0	2	0	1	1	4
BEH SC HUM SRV EARLY CHILDHOOD	0	0	1	1	1	3
BEHAVIORAL SCI-ALCOHOL & DRUG	46	49	56	50	48	249
BLDG TRDS-ELECTRICAL TRADE OPT	0	0	1	0	0	1
BLDG TRDS-PLUMBING TRADE OPT	0	0	0	0	1	1
BS-START & MANAGING SMALL BUS	1	2	0	0	0	3
BUS STU-RETAIL MANAGEMENT	1	0	0	0	0	1
BUS STUDIES SMALL BUS MGMT	0	0	0	1	1	2
BUSINESS ADMINISTRATION	78	92	112	100	119	501
BUSINESS MANAGEMENT	15	22	16	23	8	84
C&N: NUTRITION	0	0	1	0	0	1
CBT-ADMINISTRATIVE ASSISTANT	0	1	0	2	1	4
CBT-INFO MANAGEMENT TECH	1	0	0	0	0	1
CHEMISTRY	0	1	2	0	2	5
CHEMISTRY TECHNICIAN	0	0	1	0	0	1
CHILD DEVELOPMENT TEACHER	1	3	0	0	0	4
CHILD DEVELOPMNT ASSOC TEACHER	0	0	0	1	1	2
CHILD DEVELOPMNT MASTER TEACHR	7	9	14	3	4	37
COMPUTER & INFORMATION SCIENCE	16	18	11	13	10	68
COMPUTER FASHION TECH-DESIGN	0	0	0	0	2	2
COMPUTER FASHION TECH-MERCH	0	0	0	0	1	1
COMPUTER INFORMATION SYSTEMS	0	1	0	1	2	4
CONS TRDS-SHEET METAL TRD OPT	0	0	0	1	0	1
CONSTRUCTION TRADE-PLUMBING	0	0	1	0	0	1
COSMETOLOGY	19	16	26	42	37	140
COSMETOLOGY-ESTHETICIAN	0	0	0	1	0	1
CSU GENERAL EDUCATION-BREADTH	0	21	91	20	7	139
CULINARY ARTS/MGT-HOSPITALITY	2	6	8	11	15	42
DENTAL ASSISTING	1	18	30	20	6	75
DESTINATN/EVENT MGT-HOSPITALTY	0	0	0	1	0	1
DIES-DIESEL EQUIPMENT REPAIR	2	1	3	0	1	7
DIES-ENGINE OVERHAUL CUMMINS	0	0	0	1	0	1
DIES-HEAVY DUTY TRANS TECH	6	4	6	3	5	24
DIES-HEAVY EQUIP TECH	3	0	1	0	5	9
ELECTRICITY	1	1	0	0	0	2
ELECTRICITY-LINEMAN	0	0	1	1	0	2
ELECTRONICS TECH-COMMUNICATION	1	0	2	1	1	5
ELRN MICROPROC/CONTR DESIGN	2	7	3	3	2	17
ENGINEERING	0	1	3	1	4	9
EVENT MANAGEMENT	0	0	0	1	0	1
FASHION-FASHION DESIGN	5	10	3	8	12	38
FASHION-FASHION MERCHANDISING	0	0	0	3	4	7

**Districtwide Awards Conferred Report 2007/08 - 2011/12**

	All College - Certificate 30 to 59 Units					
	2007-08	2008-09	2009-10	2010-11	2011-12	Total
FIPT - FIRE PROTECTION	6	1	5	4	6	22
FIPT FIRE TECHNOLOGY	0	0	8	24	43	75
FIPT-FIRE PREVENTION	0	0	2	2	4	8
FIPT-FIRE PROTECTION INTERMED	1	0	1	0	0	2
FITNESS SPECIALIST	2	3	1	2	1	9
FOOD SERVICE OCCUPATIONS	1	0	0	0	0	1
HEAT/AC/VENT & AC/DESIGN	1	1	5	1	12	20
HOTEL MANAGEMENT-HOSPITALITY	0	2	0	1	0	3
HOTEL-MOTEL MANAGEMENT	1	0	1	0	0	2
IGETC GENERAL EDUCATION	0	29	90	42	16	177
INTERIOR DESIGN	45	21	18	19	13	116
LEGAL ASSISTANT	19	5	0	2	0	26
LIGHT RAIL VEHICLE LINEMAN	0	0	3	0	0	3
MACHINE TECHNOLOGY-CAM	6	5	2	10	12	35
MACHINE TECHNOLOGY-CNC	0	0	0	0	1	1
MANU TECH-AUTOM EQUIP TECH	0	0	0	0	1	1
MARKETING	2	1	1	4	2	10
MEDICAL ASSISTING	17	17	17	15	7	73
MFG ENGR TECH-ELECTRONICS MFG	0	0	1	1	0	2
MFG ENGR TECH-FABRICATION MFG	0	2	0	2	1	5
MULTIMEDIA	1	0	0	0	0	1
MULTIMEDIA 3D ANIMATION & MOD	0	0	0	1	0	1
MULTIMEDIA INTERACT MEDIA PROD	0	0	1	1	0	2
OPERATING&MAINT ENGRS-HVAC	0	3	0	1	0	4
PARALEGAL	5	14	23	20	31	93
PHYS SCI-ENGINEERING	1	0	0	0	0	1
PHYS SCIENCE-CHEMISTRY	2	2	0	0	0	4
PHYSICAL SCIENCE-PHYSICS	1	1	0	0	0	2
PHYSICS	0	2	3	1	6	12
RADIOLOGIC TECHNOLOGY	10	15	19	28	25	97
REAL ESTATE	0	1	0	1	0	2
SD & IMP COUNTY-PLUMBING APPR	0	1	0	0	0	1
SD&IMP COUNTY-PIPEFITTING APPR	0	0	0	0	1	1
SDG&E APP-ELEC METER TESTER	2	0	0	0	0	2
SDG&E APP-ELEC REP SHOP MECH	1	0	0	0	0	1
SDG&E APPRENTICE LINEMAN	6	15	0	2	15	38
SDGE-SUBSTATION ELECTRICIAN	2	5	0	0	0	7
SOLAR TURBINES-MASTER MACHNST	0	1	1	0	0	2
VIS & PERF ART-ART GRAPHIC DES	0	0	0	1	0	1
VOCATIONAL NURSING	0	0	4	4	7	15
<b>Total</b>	<b>398</b>	<b>511</b>	<b>681</b>	<b>574</b>	<b>620</b>	<b>2,784</b>

Source: SDCCD Information System

	All Colleges - Certificate 29 or Fewer Units					
	2007-08	2008-09	2009-10	2010-11	2011-12	Total
ACCOUNTING	13	26	25	35	26	125
ADM OF JUS-LAW ENFO TECH	6	3	0	2	1	12
ADM OF JUST-CONTEMP POLICE TEC	5	0	0	0	0	5
ADM OF JUST-LAW ENF SUPRVISION	1	0	0	0	1	2
ADMIN OF JUST-INVESTIGATIONS	10	5	4	8	3	30
ADMIN OF JUST-LAW ENFORCEMENT	0	1	1	0	0	2
AIR CONDITIONING/REFRIGERATION	2	1	0	0	0	3
ARCHITECTURE CONSTRUCTION MGT	4	2	3	5	9	23
ARCHITECTURE LANDSCAPE TECH	0	0	0	0	2	2
ARCHITECTURE TECHNICIAN	0	1	4	5	0	10
ARCHITECTURE-LANDSCAPE	6	2	2	3	3	16
AUTO TECH - AUTO BRAKES & SUSP	10	10	8	18	11	57
AUTO TECH - AUTO ELECTRIC	7	9	7	16	5	44
AUTO TECH - AUTO ELECTRICAL	7	11	6	18	8	50
AUTO TECH - AUTO TRANSMISSION	8	8	4	20	7	47
AVIA MAINT TECH-PILOT STUDIES	0	0	0	0	1	1
AVIA-PROFESSIONAL PILOT	1	3	1	3	7	15
AVIATION MAINT TECH-GEN STUD	12	2	10	5	8	37
AVIATION OPERATIONS-MANAGEMENT	2	4	5	5	7	23
BEH SC HUM SRV EARLY CHILDHOOD	0	0	1	0	0	1
BLDG CONST TECH-INSPECTION	7	10	7	6	9	39
BLDG TRDS-ELECTRICAL TRADE OPT	49	54	17	30	26	176
BLDG TRDS-PLUMBING TRADE OPT	20	11	6	9	18	64
BLDG TRDS-SHEET METAL TRD OPT	1	5	2	5	23	36
BUS STUDIES LABOR STUDIES	1	0	0	0	0	1
BUS STUDIES SMALL BUS MGMT	0	1	0	0	0	1
BUSINESS ADMINISTRATION	1	0	0	2	2	5
BUSMGT MORTGAGE BROKERAGE/BNKNG	6	1	4	5	3	19
C&N: NUTRITION	4	3	2	0	1	10
C&N: NUTRITION & FITNESS	0	1	2	1	1	5
CBT-ADMINISTRATIVE ASSISTANT	14	15	19	10	7	65
CBT-INFO MANAGEMENT TECH	0	2	1	2	5	10
CBT-LEGAL ADMINISTRATIVE ASST	1	1	1	2	4	9
CBT-MICROCOMPUTER APPL	1	5	2	0	1	9
CBT-RECORDS INFORMATION MGMT	0	0	0	1	0	1
CHEMISTRY TECHNICIAN	0	0	1	1	0	2
CHILD DEVELOPMENT TEACHER	81	73	80	38	42	314
CHILD DEVELOPMNT ASSOC TEACHER	64	54	68	45	49	280
CHILD DEVELOPMNT MASTER TEACHR	0	0	1	1	0	2
COMPUTER & INFORMATION SCIENCE	2	0	0	0	0	2
CONS TRDS-SHEET METAL TRD OPT	0	3	0	2	0	5
CONST ELECTRONIC SYST TECH	4	5	4	0	0	13

	All Colleges - Certificate 29 or Fewer Units					
	2007-08	2008-09	2009-10	2010-11	2011-12	Total
CONSTRUCTION TRADE-ELECTRICAL	2	15	9	18	5	49
CONSTRUCTION TRADE-PLUMBING	3	9	8	4	6	30
COSMETOLOGY	0	0	0	0	1	1
COSMETOLOGY-ESTHETICIAN	0	0	0	4	30	34
CULINARY ARTS/MGT-HOSPITALITY	0	0	0	0	1	1
DENTAL ASSISTING	15	1	0	0	17	33
DESTINATN/EVENT MGT-HOSPITALTY	0	0	2	0	1	3
DIES-ENGI OVERH CATERPILLAR	3	1	5	3	4	16
DIES-ENGI REPAIR CATERPILLAR	2	1	2	0	2	7
DIES-ENGINE OVERH DETROIT D	2	3	2	0	3	10
DIES-ENGINE OVERHAUL CUMMINS	2	2	5	2	5	16
DIES-ENGINE REPAIR CUMMINS	2	0	1	0	0	3
DIES-ENGINE REPAIR DETROIT D	1	1	3	2	1	8
DIES-HEAVY DUTY TRANS TECH	1	0	0	0	0	1
ELECTRICAL CONTROL SYSTEMS	1	3	3	0	0	7
ELECTRICITY	22	28	31	22	32	135
ELECTRICITY-LINEMAN	0	0	1	0	0	1
ELECTRONICS TECHNOLOGY	4	7	5	4	6	26
ELRN MICROPROC/CONTR DESIGN	1	0	0	0	0	1
ENGINEERING DRAFTING	0	1	2	0	1	4
EVENT MANAGEMENT	0	2	4	5	7	18
FASHION-FASHION DESIGN	1	0	0	1	0	2
FASHION-FASHION MERCHANDISING	7	3	4	3	1	18
FIPT - FIRE PROTECTION	3	0	0	2	0	5
FIPT FIRE TECHNOLOGY	65	71	50	21	15	222
FIPT OPEN WTR LIFEGUARD PROF	0	0	0	1	0	1
FIPT-FIRE PREVENTION	0	0	0	0	1	1
FITNESS SPECIALIST	24	23	31	27	26	131
FOOD SERVICE OCCUPATIONS	4	2	0	1	0	7
GEOGRAPHIC INFO SYSTEMS	1	0	0	0	0	1
HEAT/AC/VENT & AC/DESIGN	9	12	9	7	8	45
HOTEL MANAGEMENT	0	0	2	3	10	15
HOTEL MANAGEMENT-HOSPITALITY	1	2	3	0	1	7
HOTEL-MOTEL MANAGEMENT	0	1	0	0	0	1
LABOR STUDIES	2	0	1	0	0	3
LEGAL ASSISTANT	7	4	0	0	0	11
LIGHT RAIL VEHICLE LINEMAN	0	3	2	1	1	7
MACHINE TECHNOLOGY-CAM	0	0	2	1	1	4
MACHINE TECHNOLOGY-CNC	5	7	8	14	9	43
MEDICAL ASSISTING	0	0	0	0	16	16
MEDICAL LABORATORY TECHNOLOGY	0	0	0	6	13	19
MENTAL HEALTH ADVOCATE/AIDE	0	0	0	32	1	33
NUTRITION	0	0	0	2	4	6

	All Colleges - Certificate 29 or Fewer Units					
	2007-08	2008-09	2009-10	2010-11	2011-12	Total
NUTRITION & FITNESS	0	0	3	2	5	10
PHYS SCI CHEMISTRY TECHNICIAN	1	0	0	0	2	3
REAL ESTATE	17	8	15	3	2	45
REVENUE MAINTAINER	0	0	0	0	1	1
SD & IMP COUNTY-PLUMBING APPR	12	13	11	7	7	50
SD CITY CIVIL SERVICE COM TECH	0	1	0	0	0	1
SD&IMP COUNTY-PIPEFITTING APPR	11	8	0	10	7	36
SDG&E APPRENTICE LINEMAN	7	6	0	0	0	13
SDGE-SUBSTATION ELECTRICIAN	0	1	0	0	0	1
SHIPBUILDING TECHNOLOGY	0	3	1	1	0	5
SOLAR PRECISION MACHINE TOOL	0	2	2	0	0	4
SOLAR TURB-GAS TURB EXP MECH	0	0	0	0	1	1
SOLAR TURBINES-MASTER MACHNST	1	0	5	0	0	6
SOLAR TURBINES-TOOL & DIE MAKR	0	3	2	0	0	5
TRAVEL AIRLINE TRAVEL AGENCY	0	1	0	0	0	1
URBAN GARDENING	0	0	0	0	2	2
VIS & PERF ART-ART GRAPHIC DES	4	2	5	2	6	19
VIS & PERF ART-PHOTOGRAPHY	2	3	1	4	4	14
VPA RECORDING ARTS	0	1	2	6	1	10
WEB DEVELOPMENT-WEB DESIGN	0	0	0	0	1	1
<b>Total</b>	<b>595</b>	<b>586</b>	<b>540</b>	<b>524</b>	<b>558</b>	<b>2,803</b>

Source: SDCCD Information System

**Continuing Education Awards Conferred by Program**

	Continuing Education - Certificates of Completion					
	2007-08	2008-09	2009-10	2010-11	2011-12	Total
A.C. ELECTRONICS	0	3	0	0	0	3
ACCOUNT CLERK	15	16	3	1	1	36
ADMINISTRATIVE ASSISTANT	32	16	10	15	7	80
ADV DRIVEABILITY & PERFORMANCE	0	0	0	26	7	33
ADVANCED BAKESHOP SKILLS COURS	0	0	0	0	42	42
AIR CONDITIONING/HEATING I	0	0	0	79	105	184
AIR CONDITIONING/HEATING II	0	0	0	45	55	100
AIR CONDITIONING/HEATING PROG	0	0	0	26	52	78
AUTO BODY & PAINT TECH PROGRAM	0	0	0	0	2	2
AUTO BODY AND PAINT TECH COURS	0	0	0	0	8	8
AUTO BODY AND PAINT TECHNICIAN	20	19	25	25	8	97
AUTO BODY PAINTERS HELPER	0	5	2	16	0	23
AUTO BODY REFINISHING TECH	0	0	0	0	5	5
AUTO UPHOLSTERY	2	12	5	6	12	37
AUTOMOTIVE TECHNICIAN COURS	0	0	0	0	13	13
AUTOMOTIVE TECHNICIAN PROGRAM	19	44	48	0	59	170

	Continuing Education - Certificates of Completion					
	2007-08	2008-09	2009-10	2010-11	2011-12	Total
BASIC ELECTRONIC ASSEMBLY	12	52	19	0	0	83
BASIC ELECTRONICS	0	5	0	16	6	27
BASIC MACHINE SHOP	7	4	33	0	0	44
BASIC UPHOLSTERY SKILLS	0	0	0	0	28	28
BRAKE/SUSPENSION/DRIVELINE	0	0	0	0	28	28
BRAKES AND FRONT END	1	9	37	29	0	76
CLOTHING CONSTRUCT PROGRAM	0	0	0	0	10	10
COLLISION TECHNICIANS HELPER	0	1	5	16	0	22
COMBINED UPHOLSTERY TRADES PRO	0	0	0	0	2	2
COMMERCIAL PRINTING OPERATIONS	2	2	4	1	2	11
COMMUNICATIONS ELECTRONICS	0	23	0	0	0	23
CONTEMPORARY TAILORING	0	0	1	6	14	21
CULINARY ARTS I	41	39	67	59	35	241
CULINARY ARTS II	16	46	70	14	42	188
CULINARY ARTS III	0	66	61	43	40	210
CULINARY ARTS IV	8	63	26	84	18	199
CULINARY ARTS PROGRAM	0	0	26	30	14	70
CULINARY ARTS V	41	38	46	63	44	232
CULINARY ARTS VI	33	48	47	54	14	196
D.C. ELECTRONICS	0	6	0	0	0	6
DATA ENTRY CLERK	2	2	0	0	0	4
DIGITAL ELECTRONICS/MIRCO-PROC	0	0	1	0	0	1
ELECTRONIC PREPRESS OPERATIONS	3	7	6	5	3	24
ELECTRONIC TECHNICIAN COURSE	0	0	0	0	4	4
ELECTRONIC TEST TECHNICIAN	2	20	8	11	2	43
ENGINE/ELECTRICAL PERFORMANCE	0	0	0	0	37	37
ESL ADV HIGH 7	0	0	0	0	9	9
ESL ADV LOW 6	0	0	0	0	21	21
ESL ADVANCED PROGRAM	0	0	0	0	39	39
ESL BEG LOW 2	0	0	0	0	16	16
ESL BEGINNING PROGRAM	0	0	0	0	42	42
ESL INT LOW 4	0	0	0	0	21	21
ESL INTERMEDIATE PROGRAM	0	0	0	0	25	25
FAMILY HOME DAY CARE TRAINING	0	0	0	0	61	61
FRONT DESK/OFFICE ASSIST PROGR	48	44	13	26	9	140
FUNDAMENTALS OF PATTERN MAKING	0	0	0	18	0	18
FURNITURE/MARINE UPHOLSTERY	5	3	4	4	3	19
GAS METAL ARC WELDING (GMAW)	31	8	16	7	12	74
GAS TUNGSTEN ARC WELDING	2	8	5	5	0	20
HARDWARE SERVICE TECHNICIAN	0	0	0	1	53	54
HOME HEALTH AIDE	63	1	9	59	30	162
INTERACTIVE MEDIA PROGRAM	0	43	1	8	30	82
INTRO TO NETWORKING	0	76	40	9	0	125



	Continuing Education - Certificates of Completion					
	2007-08	2008-09	2009-10	2010-11	2011-12	Total
INTRO TO ROUTER CONFIGURATION	0	0	0	25	0	25
INTRODUCTION TO WEB SERVERS	0	0	0	1	0	1
LOCAL AREA NETWORK DESIGN	2	0	0	1	0	3
MACHINE SHOP DRILLING OPERATOR	10	18	2	0	0	30
MACHINE SHOP GRINDING OPERATOR	0	1	0	0	0	1
MACHINE SHOP LATHE OPERATOR	8	14	0	0	0	22
MACHINE SHOP MILLING MACH OP	0	2	1	0	0	3
METAL ARC, OXY & FLUX CORE	25	55	24	13	3	120
METAL TRADES/PIPEFITTING	1	0	1	0	0	2
METAL TRADES/STEEL FABRICATION	1	1	2	2	4	10
MULTIMEDIA-INTERACTIVE MEDIA	0	67	53	0	33	153
NURSING ASSISTANT TRAINING COU	100	162	86	81	29	458
PIPE FITTING AND WELDING	1	0	6	3	1	11
PLUMBING I	0	0	0	0	33	33
PLUMBING II	0	0	0	12	19	31
PLUMBING III	0	0	0	0	11	11
PLUMBING PROGRAM	0	0	0	0	7	7
POWERTRAIN AND ELECTRICAL	0	2	14	59	2	77
PRINT - INTERACTIVE MEDIA	0	34	20	0	25	79
PROFESSIONAL BAKESHOP PROGRAM	0	18	25	12	7	62
SEMI-CONDUCTORS/OPAMP.ELECT	0	3	0	0	0	3
SEWING FUNDAMENTALS	1	0	43	60	58	162
SEWING LIKE A PROFESSIONAL	0	0	21	4	45	70
SEWN PRODUCT BUSINESS III	0	0	0	0	6	6
SEWN PRODUCT BUSINESS PROGRAM	0	0	0	0	5	5
SHIELDED METAL ARC WELD (SMAW)	0	2	1	4	1	8
STEEL FABRICATION PROGRAM	0	0	0	0	3	3
STEEL FABRICATION/ARC WELDING	0	0	0	1	0	1
STRUCTURAL WELDING PROGRAM	0	0	0	0	9	9
WEB - INTERACTIVE MEDIA	0	58	0	11	0	69
WEB SERVER MAINT & SECURITY	13	11	5	17	0	46
WEB SITE CREATION	0	0	0	0	17	17
WIDE AREA NETWORK DESIGN	14	0	0	0	0	14
<b>Total</b>	<b>581</b>	<b>1,177</b>	<b>942</b>	<b>1,113</b>	<b>1,408</b>	<b>5,221</b>

Source: SDCCD Information System

	Continuing Education - GED Certificates					
	2007-08	2008-09	2009-10	2010-11	2011-12	Total
GED CERTIFICATE	196	248	184	148	101	877
<b>Total</b>	<b>196</b>	<b>248</b>	<b>184</b>	<b>148</b>	<b>101</b>	<b>877</b>

Source: SDCCD Information System

	Continuing Education - High School Diplomas					
	2007-08	2008-09	2009-10	2010-11	2011-12	Total
HIGH SCHOOL DIPLOMA	489	588	137	111	92	1,417
<b>Total</b>	<b>489</b>	<b>588</b>	<b>137</b>	<b>111</b>	<b>92</b>	<b>1,417</b>

Source: SDCCD Information System