



Awards Conferred Supplement

2008/09 - 2012/13

Prepared by:
Office of Institutional Research and Planning
September 2013

TABLE OF CONTENTS

HIGHLIGHT OF THE FINDINGS 2

 District 3

 All Colleges 3

 Continuing Education 4

AWARDS BY COLLEGE 5

AWARDS BY PROGRAM 10

 All Colleges 11

 Continuing Education 22

Highlight of the Findings

HIGHLIGHT OF THE FINDINGS

District

1. Overall, the number of awards conferred for the District increased by 5%, from 6,797 in 2011/12 to 7,166 in 2012/13.

2012/13 District Awards Conferred

	Districtwide
AA/AS Degree	2,219
Certificate 60 or More Units	4
Certificate 30 to 59 Units	612
Certificate 29 or Fewer Units	527
CE Certificate of Completion	3,606
GED Certificate	79
High School Diploma	119
Total	7,166

All Colleges

1. Overall, the number of awards conferred (degrees and certificates) decreased 6% from last year, with 3,362 awards conferred in 2012/13, down from 3,567 in 2011/12. The number of awards conferred in 2011/12 is the highest it has been in over five years.
2. Among awards conferred from 2008/09 to 2012/13, on average, AA/AS degrees were conferred nearly two times more (65%) than all other certificates combined (35%). However, when considering only certificates, certificates requiring 29 or fewer units (47%) were conferred less often than certificates requiring 30 to 59 units (52%). Certificates requiring 60 or more units were the least conferred (1%).
3. In 2012/13, AA/AS degrees accounted for approximately 65% of the awards conferred at City College, 75% of the awards conferred at Mesa College, and 56% of the awards conferred at Miramar College.

2012/13 Awards Conferred by College

	City College	Mesa College	Miramar College
AA/AS Degree	626	992	601
Certificate 29 or Fewer Units	185	127	215
Certificate 30 to 59 Units	158	206	248
Certificate 60 or More Units	0	0	4
Total	969	1,325	1,068

4. Between 2008/09 and 2012/13, the top 5 awards conferred (degrees and certificates) were as follows (excluding transfer studies and liberal arts): Business Administration (n = 1,053), Biology-Allied Health (n = 560), Social/Behavioral Sciences (n = 550), Fire Technology (n = 527), and Language Arts and Humanities (n = 442).

5. The top five AA/AS degrees conferred between 2008/09 and 2012/13 were as follows (excluding transfer studies and liberal arts): Biology-Allied Health (n = 560), Social/Behavioral Sciences (n = 550), Business Administration (n = 518), Language Arts and Humanities (n = 442), and Psychology (n = 347).
6. In 2012/13 there were a total of 348 AA/AS degrees conferred in STEM majors. This represents 16% of the total AA/AS degrees conferred in 2012/13.
7. Between 2008/09 and 2012/13, the Radiologic Technology certificate was the top certificate conferred requiring 60 or more units (n = 33).
8. For certificates requiring 30 to 59 units, the top certificates conferred between 2008/09 and 2012/13 were as follows: Business Administration (n = 531), Behavioral Sciences-Alcohol & Other Drug Studies (n = 242), Cosmetology (n = 164), Fire Technology (n = 136), and Paralegal (n = 127).
9. The top five certificates conferred between 2008/09 and 2012/13 requiring 29 or fewer units were as follows: Child Development Teacher (n = 284), Child Development Associate Teacher (n = 257), Fire Technology (n = 160), Electricity (n = 144), and Accounting (n = 138).

Continuing Education

1. Overall, the number of awards conferred (certificates, GEDs, and high school diplomas) at Continuing Education increased by 18% from last year, with 3,804 awards conferred in 2012/13, up from 3,230 in 2011/12.
2. Between 2008/09 and 2012/13, Certificates of Completion represented the majority of awards conferred at Continuing Education (84%), followed by high school diplomas (9%) and GED certificates (7%).

2012/13 Continuing Education Awards Conferred

	Continuing Education
Certificate of Completion	3,606
GED Certificate	79
High School Diploma	119
Total	3,804

3. The number of Certificates of Completion conferred increased by 19% since last year, with 3,606 conferred in 2012/13, up from 3,028 in 2011/12.
4. The number of GED certificates conferred decreased by 28% since last year, with 79 conferred in 2012/13, down from 109 in 2011/12.
5. The number of high school diplomas increased by 28% since last year, with 119 conferred in 2012/13, up from 93 in 2011/12.
6. The top five programs that awarded Certificates of Completion between 2008/09 and 2012/13 were as follows: Nursing Assistant Training (n = 662), Sewing Fundamentals (n = 305), Air Conditioning/ Heating I (n = 261), Culinary Arts I (n = 246), ESL Beginning Program (n = 244).

Awards by College

AWARDS BY COLLEGE

Number of Awards Conferred by College and Continuing Education

Awards		Awards 2008-09	Awards 2009-10	Awards 2010-11	Awards 2011-12	Awards 2012-13	Total
City College	AA/AS Degree	661	628	701	700	626	3,316
	Certificate 30 to 59 Units	168	203	187	211	158	927
	Certificate 29 or Fewer Units	280	225	213	249	185	1,152
	Total	1,109	1,056	1,101	1,160	969	5,395
Mesa College	AA/AS Degree	917	874	907	1,073	992	4,763
	Certificate 60 or More Units	24	9	0	0	0	33
	Certificate 30 to 59 Units	191	206	211	196	206	1,010
	Certificate 29 or Fewer Units	94	112	128	141	127	602
	Total	1,226	1,201	1,246	1,410	1,325	6,408
Miramar College	AA/AS Degree	546	579	574	597	601	2,897
	Certificate 60 or More Units	0	2	4	16	4	26
	Certificate 30 to 59 Units	152	272	176	216	248	1,064
	Certificate 29 or Fewer Units	212	203	183	168	215	981
	Total	910	1,056	937	997	1,068	4,968
Continuing Education	CE Certificate of Completion	1,177	942	1,113	3,028	3,606	9,866
	GED Certificate	248	184	148	109	79	768
	High School Diploma	588	137	111	93	119	1,048
	Total	2,013	1,263	1,372	3,230	3,804	11,682

Source: SDCCD Information System

Note 1. In 2009/10, reporting procedures for high school diplomas were revised to correspond with MIS reporting requirements.

Note 2. The 2012/13 awards include awards conferred from Summer 2012, Fall 2012, and Spring 2013.

Number of Awards Conferred Districtwide

		Awards 2008-09	Awards 2009-10	Awards 2010-11	Awards 2011-12	Awards 2012-13	Total
District Total	AA/AS Degree	2,124	2,081	2,182	2,370	2,219	10,976
	Certificate 60 or More Units	24	11	4	16	4	59
	Certificate 30 to 59 Units	511	681	574	623	612	3,001
	Certificate 29 or Fewer Units	586	540	524	558	527	2,735
	CE Certificate of Completion	1,177	942	1,113	3,028	3,606	9,866
	GED Certificate	248	184	148	109	79	768
	High School Diploma	588	137	111	93	119	1,048
	Total	5,258	4,576	4,656	6,797	7,166	28,453

Source: SDCCD Information System

Note 1. In 2009/10, reporting procedures for high school diplomas were revised to correspond with MIS reporting requirements.

Note 2. The 2012/13 awards include awards conferred from Summer 2012, Fall 2012, and Spring 2013.

Districtwide Awards Conferred Report 2008/09 - 2012/13

Percent of Awards Conferred by College and Continuing Education

Awards		% of Awards 2008-09	% of Awards 2009-10	% of Awards 2010-11	% of Awards 2011-12	% of Awards 2012-13	5-Year Average
City College	AA/AS Degree	60%	59%	64%	60%	65%	61%
	Certificate 30 to 59 Units	15%	19%	17%	18%	16%	17%
	Certificate 29 or Fewer Units	25%	21%	19%	21%	19%	21%
	Total	100%	100%	100%	100%	100%	100%
Mesa College	AA/AS Degree	75%	73%	73%	76%	75%	74%
	Certificate 60 or More Units	2%	1%	0%	0%	0%	1%
	Certificate 30 to 59 Units	16%	17%	17%	14%	16%	16%
	Certificate 29 or Fewer Units	8%	9%	10%	10%	10%	9%
Total	100%	100%	100%	100%	100%	100%	
Miramar College	AA/AS Degree	60%	55%	61%	60%	56%	58%
	Certificate 60 or More Units	0%	0%	0%	2%	0%	1%
	Certificate 30 to 59 Units	17%	26%	19%	22%	23%	21%
	Certificate 29 or Fewer Units	23%	19%	20%	17%	20%	20%
Total	100%	100%	100%	100%	100%	100%	
Continuing Education	CE Certificate of Completion	58%	75%	81%	94%	95%	84%
	GED Certificate	12%	15%	11%	3%	2%	7%
	High School Diploma	29%	11%	8%	3%	3%	9%
	Total	100%	100%	100%	100%	100%	100%

Source: SDCCD Information System

Note 1. In 2009/10, reporting procedures for high school diplomas were revised to correspond with MIS reporting requirements.

Note 2. The 2012/13 awards include awards conferred from Summer 2012, Fall 2012, and Spring 2013.

Percent of Awards Conferred Districtwide

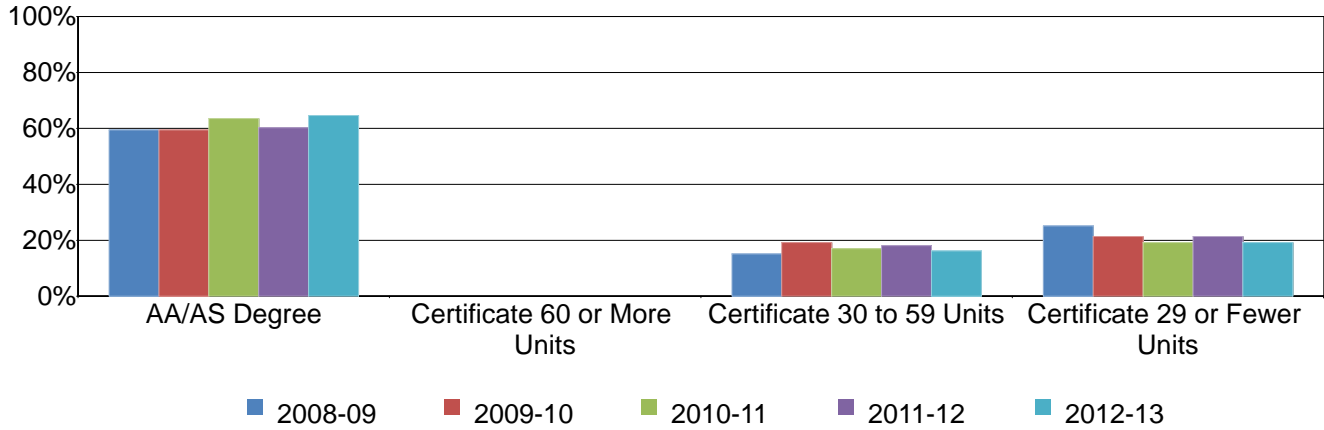
Awards		% of Awards 2008-09	% of Awards 2009-10	% of Awards 2010-11	% of Awards 2011-12	% of Awards 2012-13	5-Year Average
District Total	AA/AS Degree	40%	45%	47%	35%	31%	39%
	Certificate 60 or More Units	0%	0%	0%	0%	0%	0%
	Certificate 30 to 59 Units	10%	15%	12%	9%	9%	11%
	Certificate 29 or Fewer Units	11%	12%	11%	8%	7%	10%
	CE Certificate of Completion	22%	21%	24%	45%	50%	35%
	GED Certificate	5%	4%	3%	2%	1%	3%
	High School Diploma	11%	3%	2%	1%	2%	4%
	Total	100%	100%	100%	100%	100%	100%

Source: SDCCD Information System

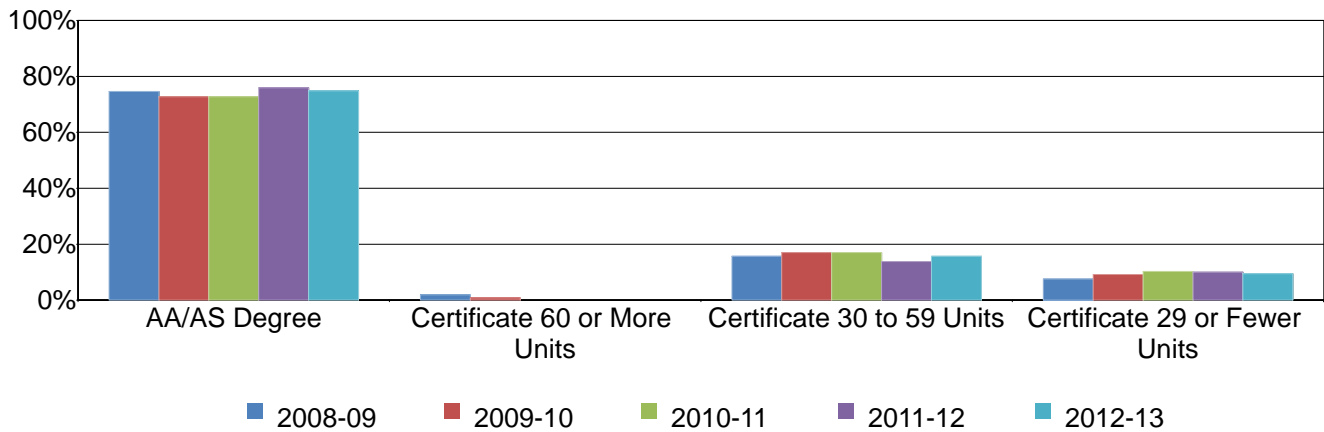
Note 1. In 2009/10, reporting procedures for high school diplomas were revised to correspond with MIS reporting requirements.

Note 2. The 2012/13 awards include awards conferred from Summer 2012, Fall 2012, and Spring 2013.

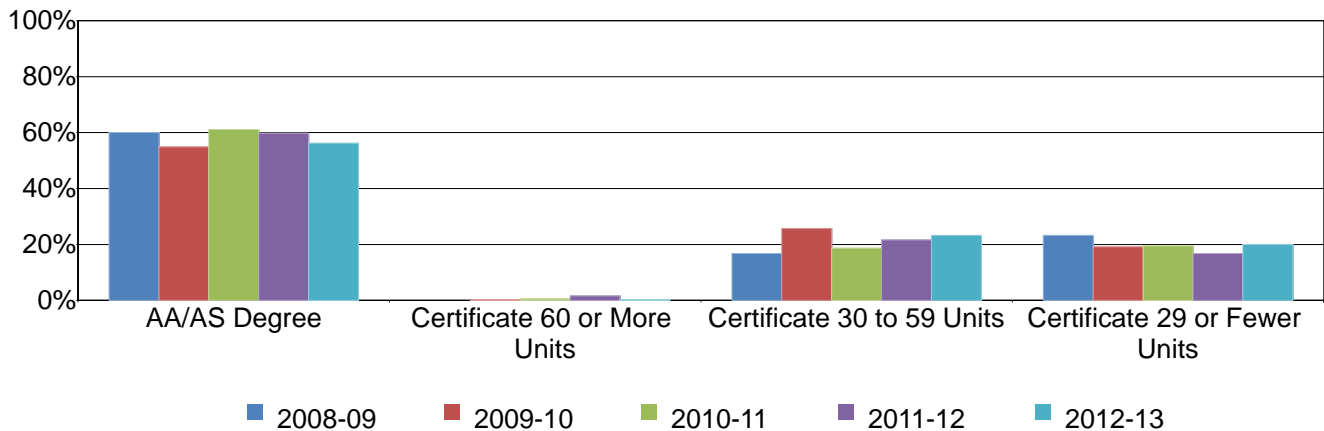
City College Percentage Distribution of Awards by Year



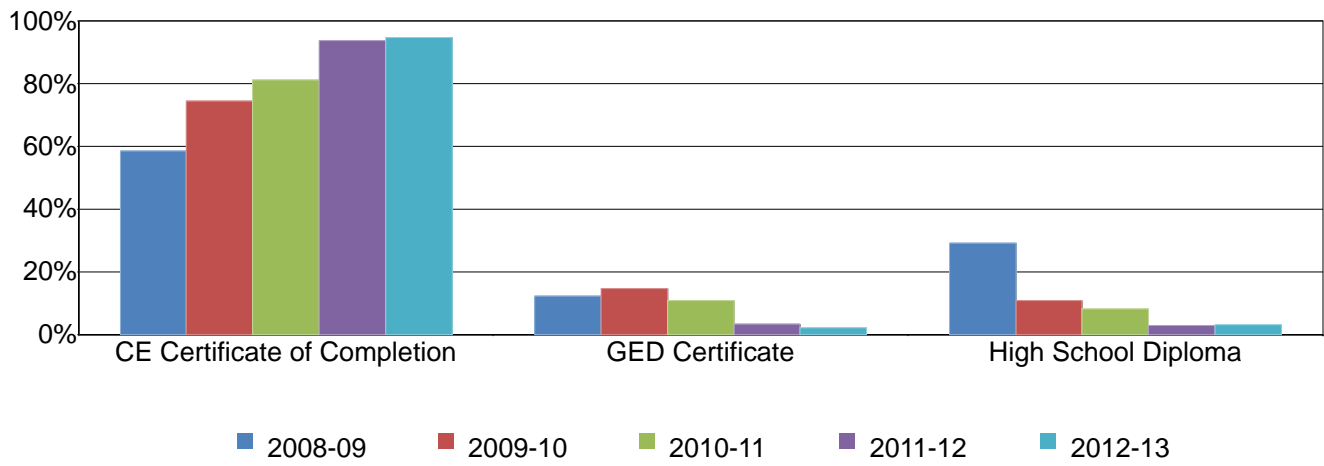
Mesa College Percentage Distribution of Awards by Year



Miramar College Percentage Distribution of Awards by Year



Continuing Education Percentage Distribution of Awards by Year



Awards by Program

Districtwide Awards Conferred Report 2008/09 - 2012/13

All Colleges Awards Conferred by Program

	All Colleges - AA/AS Degree					
	2008-09	2009-10	2010-11	2011-12	2012-13	Total
ABC-ELECTRICAL APPRENTICESHIP	0	0	0	0	1	1
ACCOUNTANCY	0	0	0	0	1	1
ACCOUNTING	19	20	22	20	17	98
ADM OF JUST-CONTEMP POLICE TEC	11	13	9	5	6	44
ADMIN OF JUST-CORRECTIONS	0	1	1	0	0	2
ADMIN OF JUST-INVESTIGATIONS	2	6	5	4	4	21
ADMIN OF JUST-LAW ENFORCEMENT	8	11	14	9	8	50
ADMIN OF JUSTICE FOR TRANSFER	0	0	0	0	24	24
ADMIN OF JUSTICE-LAW ENF/INVST	0	1	0	0	0	1
AIR CONDITIONING/REFRIGERATION	5	8	4	9	10	36
AMERICAN SIGN LANGUAGE INTERP	8	6	5	11	3	33
AMERICAN SIGN LANGUAGE STUDIES	0	0	0	0	3	3
ANIMAL HEALTH TECHNOLOGY	21	26	18	21	18	104
ANTHROPOLOGY	1	2	4	5	2	14
APPLIED MATHEMATICS	0	0	0	1	0	1
ARCHITECTURE CONSTRUCTION MGT	3	1	5	8	3	20
ARCHITECTURE LANDSCAPE TECH	0	0	1	0	1	2
ARCHITECTURE SURVEY	0	0	0	1	1	2
ARCHITECTURE TECHNICIAN	1	3	2	0	1	7
ARCHITECTURE TRANSFER	1	5	3	5	4	18
ARCHITECTURE WOODBURY UNIV TR	0	2	1	1	1	5
ARCHITECTURE-LANDSCAPE	2	2	2	2	0	8
ART CERAMICS EMPHASIS	0	1	0	0	0	1
ART DESIGN EMPHASIS	1	1	0	0	0	2
ART FINE ART-TWO DIMENSIONAL	0	0	0	0	1	1
ART HISTORY EMPHASIS	0	0	2	0	1	3
ART MUSEUM STUDIES EMPHASIS	1	1	0	2	1	5
ART THREE DIMENSIONAL EMPHASIS	1	0	0	0	0	1
ART TWO DIMENSIONAL EMPHASIS	1	3	3	2	2	11
ART-DIGITAL ART EMPHASIS	0	0	0	0	1	1
ART-FINE ARTS-CRAFTS SKILLS	0	2	0	0	0	2
ART-FINE ARTS-DRAWING/PAINTING	1	1	0	0	1	3
ART/VISUAL STUDIES	4	5	8	12	12	41
AUTOMOTIVE TECHNOLOGY	8	2	8	8	6	32
AV MNT TECH-AIRFRAME/POWERPLNT	3	1	8	10	3	25
AVIA MAINT TECH-PILOT STUDIES	0	0	0	1	0	1
AVIA-PROFESSIONAL PILOT	1	0	5	5	4	15
AVIATION MAINT TECH-AIRFRAME	4	1	3	5	0	13
AVIATION MAINT TECH-GEN STUD	4	1	2	4	2	13
AVIATION MAINT TECH-POWERPLANT	4	1	3	5	1	14
AVIATION OPERATIONS-MANAGEMENT	5	5	2	2	5	19
BEH SC HUM SRV ADLT/GERONTOLGY	2	0	2	0	1	5

Districtwide Awards Conferred Report 2008/09 - 2012/13

	All Colleges - AA/AS Degree					
	2008-09	2009-10	2010-11	2011-12	2012-13	Total
BEH SC HUM SRV ALCH & OTHR DRG	0	1	0	0	0	1
BEH SC HUM SRV EARLY CHILDHOOD	1	3	3	3	0	10
BEHAVIORAL SCI-ALCOHOL & DRUG	11	21	26	29	17	104
BEHAVIORAL SCI-SOCIAL WORK	11	10	10	5	15	51
BEHAVIORAL SCIENCE-ANTHRO	7	10	5	5	9	36
BEHAVIORAL SCIENCE-PSYCHOLOGY	20	23	32	34	39	148
BEHAVIORAL SCIENCE-SOCIOLOGY	15	17	20	14	11	77
BILINGUAL STUDIES	0	3	0	0	0	3
BIOLOGY - ALLIED HEALTH	95	103	102	131	129	560
BIOLOGY - APPLIED BIOLOGY*	1	2	0	0	1	4
BIOLOGY STUDIES*	9	24	29	25	33	120
BIOLOGY-TRANSFER*	10	7	19	18	19	73
BLACK STUDIES	12	4	5	8	6	35
BLDG CONST TECH-INSPECTION	3	5	3	5	3	19
BLDG TRDS-ELECTRICAL TRADE OPT	7	3	2	5	0	17
BLDG TRDS-PLUMBING TRADE OPT	0	0	0	0	2	2
BLDG TRDS-SHEET METAL TRD OPT	1	0	0	0	0	1
BS-START & MANAGING SMALL BUS	3	2	1	0	0	6
BUS STUDIES LEGAL ASSISTANT	0	1	0	0	0	1
BUS STUDIES SDSU BUSINESS ADM	14	20	19	18	20	91
BUS STUDIES SM-BUS ACCOUNTING	9	5	11	10	2	37
BUS STUDIES SMALL BUS MGMT	1	2	3	7	3	16
BUSINESS ADMIN FOR TRANSFER	0	0	0	0	3	3
BUSINESS ADMINISTRATION	79	101	107	126	105	518
BUSINESS MANAGEMENT	16	20	18	9	10	73
BUSMGT MORTGAGE BROKERAGE/BANK	3	2	3	2	2	12
C&N: NUTRITION	2	1	1	1	0	5
C&N: NUTRITION & FITNESS	2	2	1	0	0	5
CBT-ADMINISTRATIVE ASSISTANT	13	22	13	7	12	67
CBT-INFO MANAGEMENT TECH	0	1	2	3	3	9
CBT-LEGAL ADMINISTRATIVE ASST	1	0	1	2	1	5
CBT-MICROCOMPUTER APPL	4	2	0	1	2	9
CBT-RECORDS INFORMATION MGMT	0	0	0	0	2	2
CBTE MEDICL TRANSCRIPTION SPEC	0	0	0	0	1	1
CHEMISTRY STUDIES*	6	9	21	20	23	79
CHEMISTRY*	0	3	0	5	5	13
CHICANO STUDIES	5	3	2	1	1	12
CHID DEVELOPMNT SITE SUPERVISR	7	6	15	1	7	36
CHILD DEVELOPMENT	87	78	62	53	61	341
COMM RTV-BROADCAST NEWS	2	1	2	3	3	11
COMM RTV-MANAGEMENT	2	0	0	0	0	2
COMM RTV-MULTIMEDIA	0	0	0	0	1	1
COMM RTV-RADIO	0	1	0	2	1	4

Districtwide Awards Conferred Report 2008/09 - 2012/13

	All Colleges - AA/AS Degree					
	2008-09	2009-10	2010-11	2011-12	2012-13	Total
COMM RTV-VIDEO/FILM	2	6	2	3	7	20
COMMUNICATION SPEECH	2	3	0	4	2	11
COMMUNICATION STUDIES	5	8	10	11	8	42
COMMUNICATION STUDIES-TRANSFER	0	0	0	1	25	26
COMP TECH ILLUS-ENGINEERING*	0	1	0	0	1	2
COMPUTER & INFORMATION SCIENCE*	16	15	13	10	16	70
COMPUTER FASHION TECH-DESIGN	0	0	0	0	1	1
COMPUTER FASHION TECH-MERCH	0	0	0	1	0	1
COMPUTER INFORMATION SYSTEMS*	6	3	8	5	2	24
COMPUTER TECH ILLUSTRATION*	1	0	0	0	0	1
CONST ELECTRONIC SYST TECH	1	0	0	0	0	1
CONSTRUCTION MANAGEMENT	0	0	0	0	2	2
CONSTRUCTION TRADE-ELECTRICAL	2	0	1	5	0	8
COSMETOLOGY	8	6	6	2	7	29
CULINARY ARTS/MGT-HOSPITALITY	4	5	4	10	9	32
DENTAL ASSISTING	6	7	10	9	7	39
DESTINATN/EVENT MGT-HOSPITALTY	0	2	1	1	0	4
DIES-HEAVY DUTY TRANS TECH	2	2	2	3	3	12
DIES-HEAVY EQUIP TECH	1	0	1	2	2	6
DRAMATIC ARTS	2	0	2	3	2	9
EARTH SCIENCE STUDIES	1	0	5	1	0	7
ELECTRICITY	14	13	10	10	6	53
ELECTRICITY-LINEMAN	0	1	0	1	0	2
ELECTRONICS TECH-COMMUNICATION*	0	2	1	1	0	4
ELEMENTARY EDUCATION	1	5	7	3	0	16
ELRN MICROPROC/CONTR DESIGN*	8	1	4	1	2	16
ENGINEERING*	6	6	4	10	5	31
ENGLISH	15	10	21	21	18	85
ENGLISH/LITERATURE STUDIES	4	7	2	9	9	31
EVENT MANAGEMENT	0	0	3	5	8	16
FASHION	0	1	0	0	0	1
FASHION DESIGN	0	0	0	0	1	1
FASHION MERCHANDISING	0	1	0	0	0	1
FASHION-FASHION DESIGN	3	3	7	10	3	26
FASHION-FASHION MERCHANDISING	1	3	2	5	3	14
FIPT - FIRE PROTECTION	1	5	4	4	4	18
FIPT FIRE TECHNOLOGY	51	47	44	49	40	231
FIPT OPEN WTR LIFEGUARD PROF	0	0	1	0	1	2
FIPT-FIRE PREVENTION	1	1	5	3	0	10
FIRE PROTECTION TECHNOLOGY	0	1	0	0	0	1
FIRE TECHNOLOGY	0	0	1	0	0	1
FOOD SERVICE OCCUPATIONS	3	0	0	1	0	4
FRENCH	0	0	2	1	3	6

Districtwide Awards Conferred Report 2008/09 - 2012/13

	All Colleges - AA/AS Degree					
	2008-09	2009-10	2010-11	2011-12	2012-13	Total
GEOGRAPHIC INFO SYSTEMS*	1	4	5	5	2	17
GEOGRAPHY*	1	0	1	2	2	6
HEALTH INFORMATION TECHNOLOGY	11	22	23	22	23	101
HEALTH/PHYSICAL EDU STUDIES	7	5	5	6	10	33
HISTORY	13	24	25	20	15	97
HISTORY FOR TRANSFER	0	0	0	0	11	11
HOTEL MANAGEMENT	0	1	1	3	6	11
HOTEL MANAGEMENT-HOSPITALITY	3	2	0	0	0	5
HOTEL-MOTEL MANAGEMENT	0	1	0	0	0	1
HUMAN DEVELOPMENT STUDIES	4	9	7	6	7	33
HUMANITIES STUDIES	0	1	1	9	3	14
INFORMATION TECH MANAGEMENT	0	0	0	0	1	1
INTERIOR DESIGN	11	6	4	11	9	41
JAPANESE	2	3	3	4	3	15
LANGUAGES - FRENCH	2	0	0	1	2	5
LANGUAGES - GERMAN	0	1	0	0	0	1
LANGUAGES - JAPANESE	1	1	1	1	0	4
LANGUAGES - SPANISH	7	5	9	12	4	37
LAS-ELEMENTARY TEACHING	6	6	8	9	10	39
LAS-LANGUAGE ARTS & HUMANITIES	40	75	105	127	95	442
LAS-SCI STU-BIOLOGICAL SCIENCE	0	0	2	0	1	3
LAS-SCI STU-BIOLOGICAL SCIENCE*	2	5	10	11	3	31
LAS-SCI STU-MATH&PRE-ENGINEER	5	11	25	18	12	71
LAS-SCI STU-PHYS & EARTH SCI	5	1	7	5	4	22
LAS-SOCIAL &BEHAVIORAL SCIENCE	39	76	68	99	79	361
LAS-SOCIAL& BEHAVIORAL SCIENCE	0	0	7	2	3	12
LAS-VISUAL & PERFORMING ARTS	3	7	15	14	14	53
LEGAL ASSISTANT	9	3	2	0	0	14
LIB A&S LANG A & HU ST-CHINESE	0	3	3	3	4	13
LIB A&S: LANG A & HU ST-LATIN	0	0	1	1	0	2
LIB A&S: LANG A & HU ST-ENGLISH	0	0	1	2	6	9
LIB A&S: LANG A & HU ST-GERMAN	0	0	0	1	0	1
LIB A&S: LANG A & HU ST-ITALIAN	0	0	1	0	1	2
LIB A&S: LANG A & HU ST-RUSSIAN	0	0	1	1	1	3
LIB A&S: LANG A & HU ST-SPANISH	0	1	10	8	6	25
LIB A&S: SCI ST-BIOLOGICAL SCI	3	4	18	20	21	66
LIB A&S: SCI ST-PHYS SCI-CHEM*	1	11	35	23	19	89
LIB A&S: SCI ST-PHYS SCI-PHYS*	2	6	7	7	8	30
LIB A&S: SOC/BEH SCI-ANTHRO	1	1	3	8	4	17
LIB A&S: SOC/BEH SCI-CHILD DEV	1	0	6	4	14	25
LIB A&S: SOC/BEH SCI-ECONOMICS	8	16	25	36	33	118
LIB A&S: SOC/BEH SCI-HUMAN DEV	0	1	0	0	0	1
LIB A&S: SOC/BEH SCI-POLI SCI	2	7	4	8	9	30

Districtwide Awards Conferred Report 2008/09 - 2012/13

	All Colleges - AA/AS Degree					
	2008-09	2009-10	2010-11	2011-12	2012-13	Total
LIB A&S: SOC/BEH SCI-SOCIOLOGY	2	8	9	8	9	36
LIB A&S:LANG A & HU ST-FRENCH	0	1	2	7	3	13
LIB A&S:LANG A&HU ST JAPANESE	1	1	2	4	4	12
LIB A&S:LANG A&HU ST-COMM/JOUR	0	1	3	2	6	12
LIB A&S:LANG A&HU ST-VIETNAMESE	0	0	0	1	0	1
LIB A&S:MATH/PRE-ENGR ST-CISC*	0	6	7	16	8	37
LIB A&S:MATH/PRE-ENGR ST-ENGR*	4	7	13	9	13	46
LIB A&S:MATH/PRE-ENGR ST-MATH*	4	9	19	16	10	58
LIB A&S:SCI ST PHY SC EARTH SCI*	0	2	1	0	0	3
LIB A&S:SCI ST PHY SC KIN/NUTR	4	6	11	27	24	72
LIB A&S:SCI ST-PHYS SCI-PRNURS	7	9	16	14	20	66
LIB A&S:SCI ST-PHYS SCI-PSYCH	0	3	0	4	6	13
LIB A&S:SOC/BEH SCI-PSYCHOLOGY	8	21	21	37	24	111
LIB A&S:SOC/BEH SCI-SOCIAL SCI	11	29	51	59	49	199
LIB ARTS & SCI: ART ST-ART	1	15	8	22	11	57
LIB ARTS & SCI: ART ST-DANCE	0	0	1	1	0	2
LIB ARTS & SCI: ART ST-DRAMA	0	0	1	6	1	8
LIB ARTS & SCI: ARTS ST-MUSIC	0	0	0	1	1	2
LIB ARTS&SCI: BUSINESS STUDIES	36	56	87	127	107	413
LIBA&S:LANG A&HU ST-PHILOSOPHY	0	3	0	4	1	8
LIBERAL ARTS - OPTION III	4	1	0	1	0	6
LIBERAL ARTS-OPTION I	78	19	12	3	1	113
LIBERAL ARTS-OPTION II	0	0	1	0	0	1
LIBERAL STUDIES-ELEM EDUC PREP	3	6	1	9	7	26
LIGHT RAIL VEHICLE LINEMAN	1	0	0	1	0	2
MACHINE TECHNOLOGY-CAM*	3	9	6	4	4	26
MANU TECH-AUTOM EQUIP TECH*	1	0	0	1	0	2
MARKETING	1	1	2	1	0	5
MATHEMATICS FOR TRANSFER*	0	0	0	0	1	1
MATHEMATICS STUDIES*	6	14	15	24	21	80
MATHEMATICS*	12	9	14	14	9	58
MEDICAL ASSISTING	7	4	10	6	8	35
MEDICAL LABORATORY TECHNOLOGY	0	0	3	11	9	23
MFG ENGR TECH-ELECTRONICS MFG*	0	1	0	1	0	2
MFG ENGR TECH-FABRICATION MFG*	2	1	0	1	1	5
MULTIMEDIA*	9	4	9	9	5	36
MUSIC	2	1	8	6	2	19
MUSIC STUDIES	1	1	3	3	1	9
NURSING EDUCATION RN	61	56	66	53	65	301
NUTRITION	0	0	2	5	5	12
NUTRITION & FITNESS	0	3	1	3	4	11
OCCUPATIONAL/TECHNICAL STUDIES	1	1	1	2	0	5
OPERATING&MAINT ENGRS-HVAC	0	1	0	0	0	1

Districtwide Awards Conferred Report 2008/09 - 2012/13

	All Colleges - AA/AS Degree					
	2008-09	2009-10	2010-11	2011-12	2012-13	Total
PARALEGAL	9	19	9	18	23	78
PEACE STUDIES	0	0	0	1	0	1
PHILOSOPHY	2	3	2	4	0	11
PHYS & EARTH SCI - CHEMISTRY*	0	0	1	0	0	1
PHYS & EARTH SCI-ASTRONOMY*	1	0	0	0	0	1
PHYS & EARTH SCI-PHYSICS*	1	0	0	1	0	2
PHYS SCI CHEMISTRY TECHNICIAN*	0	0	0	1	0	1
PHYS SCIENCE-CHEMISTRY*	1	0	0	0	0	1
PHYSICAL EDUCATION	1	2	2	4	2	11
PHYSICAL THERAPIST ASST	18	22	13	0	17	70
PHYSICS FOR TRANSFER	0	0	0	0	2	2
PHYSICS STUDIES*	1	0	1	5	9	16
PHYSICS*	3	4	6	11	6	30
POLITICAL SCIENCE	4	6	7	17	12	46
POLITICAL SCIENCE FOR TRANSFER	0	0	0	0	7	7
PRE-ENGINEERING STUDIES*	1	5	6	6	5	23
PSYCHOLOGY FOR TRANSFER*	0	0	0	0	38	38
PSYCHOLOGY*	51	64	83	72	77	347
RADIOLOGIC TECHNOLOGY	22	16	10	15	19	82
REAL ESTATE	11	11	7	9	3	41
SD&IMP COUNTY-PIPEFITTING APPR	1	0	0	1	0	2
SELECTED STUDIES	9	2	2	2	2	17
SELECTED STUDIES/PRE-BAC/NURSE	5	2	10	6	0	23
SHIPBUILDING TECHNOLOGY	3	1	2	1	1	8
SOCIAL SCIENCE-GEOGRAPHY	0	1	0	0	0	1
SOCIAL SCIENCE-HISTORY	1	0	0	0	0	1
SOCIAL SCIENCE-PHILOSOPHY	0	1	0	0	0	1
SOCIAL SCIENCE-POLITICAL SCI	1	0	0	0	0	1
SOCIAL SCIENCES	3	6	1	0	1	11
SOCIAL/BEHAVIORAL SCIENCES	46	117	131	131	125	550
SOCIOLOGY	0	1	5	7	1	14
SOCIOLOGY FOR TRANSFER	0	0	0	1	35	36
SOLAR PRECISION MACHINE TOOL	1	1	0	0	0	2
SOLAR TURBINES-MASTER MACHNST	1	2	2	0	2	7
SOLAR TURBINES-TOOL & DIE MAKR	0	3	0	0	0	3
SPANISH	1	3	2	2	4	12
SPEECH COMMUNICATIONS	0	3	9	7	2	21
SUSTAINABLE URBAN AGRICULTURE	0	0	0	0	1	1
TRANSFER STUDIES CSU	443	217	91	54	17	822
TRANSFER STUDIES IGETC CSU	6	9	0	3	2	20
TRANSFER STUDIES IGETC UC	97	64	16	15	1	193
TRANSFER STUDIES OTHER	77	27	14	1	1	120
TRANSFER STUDIES-T.A.G. - UC	69	2	2	2	0	75

Districtwide Awards Conferred Report 2008/09 - 2012/13

	All Colleges - AA/AS Degree					
	2008-09	2009-10	2010-11	2011-12	2012-13	Total
TRAVEL MTG CONV PLANNING	0	0	0	0	1	1
VIS & PERF ART-2 DIMENSION ART	4	3	5	4	2	18
VIS & PERF ART-3 DIMENSION ART	0	1	0	1	0	2
VIS & PERF ART-ART GRAPHIC DES	6	4	8	5	4	27
VIS & PERF ART-MUSICAL THEATRE	1	0	0	0	0	1
VIS & PERF ART-PHOTOGRAPHY	6	2	6	6	5	25
VIS & PERF ART-THEATRE	0	2	1	1	0	4
VIS & PERF ARTS-DANCE	1	0	0	0	2	3
VIS PERF ARTS-ELECTR MUSIC	0	1	0	0	0	1
VIS&PERF ARTS-DIGITAL MUS TECH	7	5	8	4	5	29
WEB DEVELOPMENT-WEB DESIGN	0	0	0	0	2	2
WORLD LANGUAGE STUDIES	1	6	2	4	0	13
Total	2,124	2,081	2,182	2,370	2,219	10,976

Source: SDCCD Information System

* STEM Major

	All Colleges - Certificate 60 or More Units					
	2008-09	2009-10	2010-11	2011-12	2012-13	Total
AV MNT TECH-AIRFRAME/POWERPLNT	0	2	4	16	4	26
RADIOLOGIC TECHNOLOGY	24	9	0	0	0	33
Total	24	11	4	16	4	59

Source: SDCCD Information System

	All College - Certificate 30 to 59 Units					
	2008-09	2009-10	2010-11	2011-12	2012-13	Total
AC/HEATING & ADV REFRIGERATION	0	0	0	0	2	2
AC/REF/STA FAC ENGR/GEN MAINT	0	0	0	4	0	4
ACCOUNTING	0	1	0	1	1	3
ADM OF JUST-CONTEMP POLICE TEC	12	10	7	7	7	43
ADMIN OF JUST-CORRECTIONS	0	3	0	1	0	4
ADMIN OF JUST-INVESTIGATIONS	1	2	0	0	1	4
ADMIN OF JUST-LAW ENFORCEMENT	8	8	12	7	17	52
ADV A/C DIRECT DIGITAL CONTROL	0	0	1	11	3	15
AIR CONDITIONING/REFRIGERATION	11	11	7	23	10	62
AIRCOND/REF/HOSP/GEN MAINT TEC	1	0	2	3	1	7
AIRCOND/REF/SOLR ENGY ADV HEAT	0	0	3	6	2	11
AMERICAN SIGN LANGUAGE INTERP	16	9	9	14	6	54
AMERICAN SIGN LANGUAGE STUDIES	0	0	0	0	6	6
AMSL-ENGLISH INTERPRETATION	0	0	0	1	0	1
ARCHITECTURE CONSTRUCTION MGT	0	0	0	1	0	1
ARCHITECTURE LANDSCAPE ARCH	0	0	1	0	0	1
ARCHITECTURE SURVEY	0	0	0	0	1	1
ARCHITECTURE TRANSFER	1	4	0	4	3	12
ARCHITECTURE WOODBURY UNIV TR	0	2	2	2	1	7

Districtwide Awards Conferred Report 2008/09 - 2012/13

	All College - Certificate 30 to 59 Units					
	2008-09	2009-10	2010-11	2011-12	2012-13	Total
AV MNT TECH-AIRFRAME/POWERPLNT	0	0	1	3	6	10
AVIA-PROFESSIONAL PILOT	0	0	1	0	2	3
AVIATION MAINT TECH-AIRFRAME	11	15	14	12	8	60
AVIATION MAINT TECH-GEN STUD	0	0	2	0	0	2
AVIATION MAINT TECH-POWERPLANT	16	16	9	14	13	68
AVIATION OPERATIONS-MANAGEMENT	1	0	0	0	1	2
BEH SC HUM SRV ADLT/GERONTOLGY	1	1	0	1	0	3
BEH SC HUM SRV ALCH & OTHR DRG	2	0	1	1	0	4
BEH SC HUM SRV EARLY CHILDHOOD	0	1	1	1	0	3
BEHAVIORAL SCI-ALCOHOL & DRUG	49	56	50	48	39	242
BLDG TRDS-ELECTRICAL TRADE OPT	0	1	0	0	0	1
BLDG TRDS-PLUMBING TRADE OPT	0	0	0	1	0	1
BS-START & MANAGING SMALL BUS	2	0	0	0	0	2
BUS STUDIES SMALL BUS MGMT	0	0	1	1	4	6
BUSINESS ADMINISTRATION	92	112	100	119	108	531
BUSINESS MANAGEMENT	22	16	23	8	11	80
C&N: NUTRITION	0	1	0	0	0	1
CBT-ADMINISTRATIVE ASSISTANT	1	0	2	1	1	5
CBT-MICROCOMPUTER APPL	0	0	0	0	1	1
CBTE MEDICL TRANSCRIPTION SPEC	0	0	0	0	1	1
CHEMISTRY TECHNICIAN*	0	1	0	0	0	1
CHEMISTRY*	1	2	0	2	3	8
CHILD DEVELOPMENT TEACHER	3	0	0	0	0	3
CHILD DEVELOPMNT ASSOC TEACHER	0	0	1	1	1	3
CHILD DEVELOPMNT MASTER TEACHR	9	14	3	4	6	36
COMPUTER & INFORMATION SCIENCE*	18	11	13	10	21	73
COMPUTER FASHION TECH-DESIGN	0	0	0	3	3	6
COMPUTER FASHION TECH-MERCH	0	0	0	1	0	1
COMPUTER INFORMATION SYSTEMS*	1	0	1	2	0	4
CONS TRDS-SHEET METAL TRD OPT	0	0	1	0	0	1
CONSTRUCTION TRADE-PLUMBING	0	1	0	0	0	1
COSMETOLOGY	16	26	42	37	43	164
COSMETOLOGY-ESTHETICIAN	0	0	1	0	0	1
CSU GENERAL EDUCATION-BREADTH	21	91	20	7	5	144
CULINARY ARTS/MGT-HOSPITALITY	6	8	11	15	21	61
DENTAL ASSISTING	18	30	20	6	16	90
DESTINATN/EVENT MGT-HOSPITALTY	0	0	1	0	0	1
DIES-DIESEL EQUIPMENT REPAIR	1	3	0	1	2	7
DIES-ENGINE OVERHAUL CUMMINS	0	0	1	0	0	1
DIES-HEAVY DUTY TRANS TECH	4	6	3	5	7	25
DIES-HEAVY EQUIP TECH	0	1	0	5	2	8
ELECTRICITY	1	0	0	0	1	2
ELECTRICITY-LINEMAN	0	1	1	0	0	2

Districtwide Awards Conferred Report 2008/09 - 2012/13

	All College - Certificate 30 to 59 Units					
	2008-09	2009-10	2010-11	2011-12	2012-13	Total
ELECTRONICS TECH-COMMUNICATION*	0	2	1	1	2	6
ELECTRONICS TECHNOLOGY	0	0	0	0	2	2
ELRN MICROPROC/CONTR DESIGN*	7	3	3	2	2	17
ENGINEERING*	1	3	1	4	2	11
EVENT MANAGEMENT	0	0	1	0	0	1
FASHION DESIGN	0	0	0	0	1	1
FASHION-FASHION DESIGN	10	3	8	12	2	35
FASHION-FASHION MERCHANDISING	0	0	3	4	3	10
FIPT - FIRE PROTECTION	1	5	4	6	6	22
FIPT FIRE TECHNOLOGY	0	8	24	43	61	136
FIPT OPEN WTR LIFEGUARD PROF	0	0	0	0	1	1
FIPT-FIRE PREVENTION	0	2	2	4	2	10
FIPT-FIRE PROTECTION INTERMED	0	1	0	0	0	1
FITNESS SPECIALIST	3	1	2	1	0	7
HEAT/AC/VENT & AC/DESIGN	1	5	1	12	9	28
HEATING/AIR COND/SOLAR ENERGY	0	0	0	0	1	1
HOTEL MANAGEMENT-HOSPITALITY	2	0	1	0	0	3
HOTEL-MOTEL MANAGEMENT	0	1	0	0	0	1
IGETC GENERAL EDUCATION	29	90	42	16	5	182
INTERIOR DESIGN	21	18	19	14	21	93
LEGAL ASSISTANT	5	0	2	0	0	7
LIGHT RAIL VEHICLE LINEMAN	0	3	0	0	0	3
MACHINE TECHNOLOGY-CAM*	5	2	10	12	13	42
MACHINE TECHNOLOGY-CNC*	0	0	0	1	0	1
MANU TECH-AUTOM EQUIP TECH*	0	0	0	1	0	1
MARKETING	1	1	4	2	0	8
MEDICAL ASSISTING	17	17	15	7	2	58
MFG ENGR TECH-ELECTRONICS MFG*	0	1	1	0	1	3
MFG ENGR TECH-FABRICATION MFG*	2	0	2	1	1	6
MULTIMEDIA 3D ANIMATION & MOD*	0	0	1	0	3	4
MULTIMEDIA INTERACT MEDIA PROD*	0	1	1	0	2	4
OPERATING&MAINT ENGRS-HVAC	3	0	1	0	0	4
PARALEGAL	14	23	20	31	39	127
PHYS SCIENCE-CHEMISTRY*	2	0	0	0	0	2
PHYSICAL SCIENCE-PHYSICS*	1	0	0	0	0	1
PHYSICS*	2	3	1	6	3	15
RADIOLOGIC TECHNOLOGY	15	19	28	26	29	117
REAL ESTATE	1	0	1	0	0	2
SD & IMP COUNTY-PLUMBING APPR	1	0	0	0	1	2
SD&IMP COUNTY-PIPEFITTING APPR	0	0	0	1	0	1
SDG&E APPRENTICE LINEMAN	15	0	2	15	3	35
SDGE-SUBSTATION ELECTRICIAN	5	0	0	0	0	5
SOLAR TURBINES-MASTER MACHNST	1	1	0	0	0	2

Districtwide Awards Conferred Report 2008/09 - 2012/13

	All College - Certificate 30 to 59 Units					
	2008-09	2009-10	2010-11	2011-12	2012-13	Total
VIS & PERF ART-ART GRAPHIC DES	0	0	1	0	1	2
VIS & PERF ART-PHOTOGRAPHY	0	0	0	0	1	1
VOCATIONAL NURSING	0	4	4	7	5	20
WEB DEVELOPMENT-WEB DESIGN	0	0	0	0	1	1
Total	511	681	574	623	612	3,001

Source: SDCCD Information System

* STEM Major

	All Colleges - Certificate 29 or Fewer Units					
	2008-09	2009-10	2010-11	2011-12	2012-13	Total
ABC-ELECTRICAL APPRENTICESHIP	0	0	0	0	2	2
ABC-PIPEFITTING APPRENTICESHIP	0	0	0	0	1	1
ACCOUNTANCY	0	0	0	0	1	1
ACCOUNTING	26	25	35	26	26	138
ADM OF JUS-LAW ENFO TECH	3	0	2	1	1	7
ADM OF JUST-LAW ENF SUPRVISION	0	0	0	1	0	1
ADMIN OF JUST-INVESTIGATIONS	5	4	8	3	10	30
ADMIN OF JUST-LAW ENFORCEMENT	1	1	0	0	0	2
AIR CONDITIONING/REFRIGERATION	1	0	0	0	0	1
ARCHITECTURE CONSTRUCTION MGT	2	3	5	9	5	24
ARCHITECTURE LANDSCAPE TECH	0	0	0	2	1	3
ARCHITECTURE TECHNICIAN	1	4	5	0	2	12
ARCHITECTURE-LANDSCAPE	2	2	3	3	0	10
AUTO TECH - AUTO BRAKES & SUSP	10	8	18	11	4	51
AUTO TECH - AUTO CHASSIS	0	0	0	0	27	27
AUTO TECH - AUTO ELECTRIC	9	7	16	5	14	51
AUTO TECH - AUTO ELECTRICAL	11	6	18	8	4	47
AUTO TECH - AUTO ENGINE PERF	0	0	0	0	10	10
AUTO TECH - AUTO TRANSMISSION	8	4	20	7	12	51
AVIA MAINT TECH-PILOT STUDIES	0	0	0	1	1	2
AVIA-PROFESSIONAL PILOT	3	1	3	7	3	17
AVIATION MAINT TECH-GEN STUD	2	10	5	8	3	28
AVIATION OPERATIONS-MANAGEMENT	4	5	5	7	5	26
BEH SC HUM SRV EARLY CHILDHOOD	0	1	0	0	0	1
BLDG CONST TECH-INSPECTION	10	7	6	9	4	36
BLDG TRDS-ELECTRICAL TRADE OPT	54	17	30	26	7	134
BLDG TRDS-PLUMBING TRADE OPT	11	6	9	18	12	56
BLDG TRDS-SHEET METAL TRD OPT	5	2	5	23	0	35
BUS STUDIES SMALL BUS MGMT	1	0	0	0	0	1
BUSINESS ADMINISTRATION	0	0	2	2	0	4
BUSMGT MORTGAGE BROKERAGE/BANK	1	4	5	3	4	17
C&N: NUTRITION	3	2	0	1	0	6
C&N: NUTRITION & FITNESS	1	2	1	1	0	5

Districtwide Awards Conferred Report 2008/09 - 2012/13

	All Colleges - Certificate 29 or Fewer Units					
	2008-09	2009-10	2010-11	2011-12	2012-13	Total
CBT-ADMINISTRATIVE ASSISTANT	15	19	10	7	14	65
CBT-INFO MANAGEMENT TECH	2	1	2	5	1	11
CBT-LEGAL ADMINISTRATIVE ASST	1	1	2	4	0	8
CBT-MICROCOMPUTER APPL	5	2	0	1	2	10
CBT-RECORDS INFORMATION MGMT	0	0	1	0	2	3
CHEMISTRY TECHNICIAN*	0	1	1	0	0	2
CHILD DEVELOPMENT TEACHER	73	80	38	42	51	284
CHILD DEVELOPMNT ASSOC TEACHER	54	68	45	49	41	257
CHILD DEVELOPMNT MASTER TEACHR	0	1	1	0	1	3
COMPUTER TECH ILLUSTRATION*	0	0	0	0	1	1
CONS TRDS-SHEET METAL TRD OPT	3	0	2	0	0	5
CONST ELECTRONIC SYST TECH	5	4	0	0	0	9
CONSTRUCTION MANAGEMENT	0	0	0	0	3	3
CONSTRUCTION TRADE-ELECTRICAL	15	9	18	5	0	47
CONSTRUCTION TRADE-PLUMBING	9	8	4	6	0	27
COSMETOLOGY	0	0	0	1	0	1
COSMETOLOGY-ESTHETICIAN	0	0	4	30	2	36
CULINARY ARTS/MGT-HOSPITALITY	0	0	0	1	0	1
DENTAL ASSISTING	1	0	0	17	4	22
DESTINATN/EVENT MGT-HOSPITALTY	0	2	0	1	0	3
DIES-ENGI OVERH CATERPILLAR	1	5	3	4	9	22
DIES-ENGI REPAIR CATERPILLAR	1	2	0	2	1	6
DIES-ENGINE OVERH DETROIT D	3	2	0	3	6	14
DIES-ENGINE OVERHAUL CUMMINS	2	5	2	5	6	20
DIES-ENGINE REPAIR CUMMINS	0	1	0	0	1	2
DIES-ENGINE REPAIR DETROIT D	1	3	2	1	1	8
ELECTRICAL CONTROL SYSTEMS	3	3	0	0	1	7
ELECTRICITY	28	31	22	32	31	144
ELECTRICITY-LINEMAN	0	1	0	0	0	1
ELECTRONICS TECHNOLOGY	7	5	4	6	6	28
ENGINEERING DRAFTING	1	2	0	1	3	7
EVENT MANAGEMENT	2	4	5	7	9	27
FASHION-FASHION DESIGN	0	0	1	0	0	1
FASHION-FASHION MERCHANDISING	3	4	3	1	1	12
FIPT - FIRE PROTECTION	0	0	2	0	0	2
FIPT FIRE TECHNOLOGY	71	50	21	15	3	160
FIPT OPEN WTR LIFEGUARD PROF	0	0	1	0	0	1
FIPT-FIRE PREVENTION	0	0	0	1	0	1
FITNESS SPECIALIST	23	31	27	26	29	136
FOOD SERVICE OCCUPATIONS	2	0	1	0	0	3
HEAT/AC/VENT & AC/DESIGN	12	9	7	8	2	38
HOTEL MANAGEMENT	0	2	3	10	11	26
HOTEL MANAGEMENT-HOSPITALITY	2	3	0	1	0	6

Districtwide Awards Conferred Report 2008/09 - 2012/13

	All Colleges - Certificate 29 or Fewer Units					
	2008-09	2009-10	2010-11	2011-12	2012-13	Total
HOTEL-MOTEL MANAGEMENT	1	0	0	0	0	1
INFORMATION TECH MANAGEMENT	0	0	0	0	3	3
LABOR STUDIES	0	1	0	0	1	2
LEGAL ASSISTANT	4	0	0	0	0	4
LIGHT RAIL VEHICLE LINEMAN	3	2	1	1	0	7
MACHINE TECHNOLOGY-CAM*	0	2	1	1	0	4
MACHINE TECHNOLOGY-CNC*	7	8	14	9	11	49
MEDICAL ASSISTING	0	0	0	16	15	31
MEDICAL LABORATORY TECHNOLOGY	0	0	6	13	22	41
MENTAL HEALTH ADVOCATE/AIDE	0	0	32	1	0	33
MENTAL HEALTH WORK	0	0	0	0	32	32
NUTRITION	0	0	2	4	4	10
NUTRITION & FITNESS	0	3	2	5	4	14
PHYS SCI CHEMISTRY TECHNICIAN*	0	0	0	2	0	2
PIFEFITTING APPRENTICESHIP	0	0	0	0	3	3
REAL ESTATE	8	15	3	2	2	30
REVENUE MAINTAINER	0	0	0	1	0	1
SD & IMP COUNTY-PLUMBING APPR	13	11	7	7	0	38
SD CITY CIVIL SERVICE COM TECH	1	0	0	0	0	1
SD&IMP COUNTY-PIPEFITTING APPR	8	0	10	7	0	25
SDG&E APPRENTICE LINEMAN	6	0	0	0	0	6
SDGE-SUBSTATION ELECTRICIAN	1	0	0	0	0	1
SHIPBUILDING TECHNOLOGY	3	1	1	0	3	8
SOLAR PRECISION MACHINE TOOL	2	2	0	0	0	4
SOLAR TURB-GAS TURB EXP MECH	0	0	0	1	0	1
SOLAR TURBINES-MASTER MACHNST	0	5	0	0	1	6
SOLAR TURBINES-TOOL & DIE MAKR	3	2	0	0	0	5
TRAVEL AIRLINE TRAVEL AGENCY	1	0	0	0	0	1
URBAN GARDENING	0	0	0	2	2	4
VIS & PERF ART-ART GRAPHIC DES	2	5	2	6	5	20
VIS & PERF ART-PHOTOGRAPHY	3	1	4	4	5	17
VPA RECORDING ARTS	1	2	6	1	3	13
WEB DESIGN	0	0	0	0	3	3
WEB DEVELOPMENT-WEB DESIGN	0	0	0	1	7	8
Total	586	540	524	558	527	2,735

Source: SDCCD Information System
 * STEM Major

Continuing Education Awards Conferred by Program

	Continuing Education - Certificates of Completion					
	2008-09	2009-10	2010-11	2011-12	2012-13	Total
12/23 MONTHS/WALKING-TALKING	0	0	0	6	4	10
24 TO 36 MONTH/DISCOVERING ME	0	0	0	6	3	9
3-5 YEARS-PRESCHOOL EXPERIENCE	0	0	0	3	2	5

Districtwide Awards Conferred Report 2008/09 - 2012/13

	Continuing Education - Certificates of Completion					
	2008-09	2009-10	2010-11	2011-12	2012-13	Total
A.C. ELECTRONICS	3	0	0	0	0	3
ACCOUNT CLERK	16	3	1	1	0	21
ACCOUNT CLERK PROGRAM	0	0	0	2	0	2
ACCOUNTING-BEGINNING COURSE	0	0	0	29	68	97
ACCOUNTING-INTERMEDIATE COURSE	0	0	0	16	20	36
ADMINISTRATIVE ASSISTANT	16	10	15	2	0	43
ADMINISTRATIVE ASSISTANT PROGR	0	0	0	2	0	2
ADV DRIVEABILITY & PERFORMANCE	0	0	26	61	62	149
ADVANCED BAKESHOP SKILLS COURS	0	0	0	54	48	102
ADVANCED PRE-VOC ESL	0	0	0	70	69	139
AIR CONDITIONING/HEATING I	0	0	79	114	68	261
AIR CONDITIONING/HEATING II	0	0	45	66	83	194
AIR CONDITIONING/HEATING PROG	0	0	26	62	81	169
AUTO BODY & PAINT TECH PROGRAM	0	0	0	6	9	15
AUTO BODY AND PAINT TECH COURS	0	0	0	9	10	19
AUTO BODY AND PAINT TECHNICIAN	19	25	25	0	0	69
AUTO BODY PAINTERS HELPER	5	2	16	0	0	23
AUTO BODY REFINISHING TECH	0	0	0	5	18	23
AUTO UPHOLSTERY	12	5	6	3	0	26
AUTOMOTIVE TECHNICIAN COURS	0	0	0	2	0	2
AUTOMOTIVE TECHNICIAN PROGRAM	44	48	0	56	21	169
AUTOMOTIVE UPHOLSTERY COURSE	0	0	0	11	9	20
BASIC BUSINESS MATH 1	0	0	0	13	36	49
BASIC BUSINESS MATH 2	0	0	0	5	5	10
BASIC ELECTRONIC ASSEMBLY	52	19	0	0	0	71
BASIC ELECTRONICS	5	0	16	0	0	21
BASIC MACHINE SHOP	4	33	0	0	0	37
BASIC UPHOLSTERY SKILLS	0	0	0	29	23	52
BEGINNING PATTERN MAKING	0	0	0	0	9	9
BRAKE/SUSPENSION/DRIVELINE	0	0	0	57	61	118
BRAKES AND FRONT END	9	37	29	0	0	75
BUSINESS COMMUNICATIONS 1	0	0	0	20	100	120
BUSINESS COMMUNICATIONS 2	0	0	0	17	77	94
CISCO CERT NET ASSOC PROGRAM	0	0	0	0	23	23
CLOTHING CONSTRUCT PROGRAM	0	0	0	10	12	22
COLLISION TECHNICIANS HELPER	1	5	16	0	0	22
COMBINED UPHOLSTERY TRADES PRO	0	0	0	2	8	10
COMMERCIAL PRINTING OPERATIONS	2	4	1	2	4	13
COMMUNICATIONS ELECTRONICS	23	0	0	0	0	23
COMPUTER PRESENTATIONS	0	0	0	6	10	16
COMPUTERIZED ACCOUNTING	0	0	0	21	35	56
CONTEMPORARY TAILORING	0	1	6	14	40	61
CULINARY ARTS I	39	67	59	35	46	246

Districtwide Awards Conferred Report 2008/09 - 2012/13

	Continuing Education - Certificates of Completion					
	2008-09	2009-10	2010-11	2011-12	2012-13	Total
CULINARY ARTS II	46	70	14	42	63	235
CULINARY ARTS III	66	61	43	40	32	242
CULINARY ARTS IV	63	26	84	18	32	223
CULINARY ARTS PROGRAM	0	26	30	14	37	107
CULINARY ARTS V	38	46	63	44	44	235
CULINARY ARTS VI	48	47	54	14	38	201
D.C. ELECTRONICS	6	0	0	0	0	6
DATA ENTRY CLERK	2	0	0	0	0	2
DATABASE SYSTEMS:BEGINNING	0	0	0	10	9	19
DATABASE SYSTEMS:INTERMEDIATE	0	0	0	4	5	9
DIGITAL ELECTRONICS/MIRCO-PROC	0	1	0	0	0	1
ELECTRONIC PREPRESS OPERATIONS	7	6	5	3	9	30
ELECTRONIC TECHNICIAN COURSE	0	0	0	55	33	88
ELECTRONIC TEST TECHNICIAN	20	8	11	0	0	39
ENGINE/ELECTRICAL PERFORMANCE	0	0	0	11	42	53
ESL ADV HIGH 7	0	0	0	39	10	49
ESL ADV LOW 6	0	0	0	31	4	35
ESL ADVANCED PROGRAM	0	0	0	102	56	158
ESL BEG HIGH 3	0	0	0	60	82	142
ESL BEG LOW 2	0	0	0	86	120	206
ESL BEGINNING PROGRAM	0	0	0	138	106	244
ESL INT HIGH 5	0	0	0	63	99	162
ESL INT LOW 4	0	0	0	44	35	79
ESL INTERMEDIATE PROGRAM	0	0	0	98	137	235
ESL PROGRAM	0	0	0	11	0	11
ESL/CITIZENSHIP	0	0	0	0	43	43
FAMILIES LEARNING TOGETHER	0	0	0	6	17	23
FAMILY HOME DAY CARE TRAINING	0	0	0	84	81	165
FLUX CORE ARC WELDING (FCAW)	0	0	0	1	0	1
FRONT DESK/OFFICE ASSIST PROGR	44	13	26	20	0	103
FUNDAMENTALS OF PATTERN MAKING	0	0	18	0	13	31
FURNITURE UPHOLSTERY COURSE	0	0	0	3	13	16
FURNITURE/MARINE UPHOLSTERY	3	4	4	0	0	11
GAS METAL ARC WELDING	0	0	0	0	2	2
GAS METAL ARC WELDING (GMAW)	8	16	7	14	11	56
GAS TUNGSTEN ARC WELDING	8	5	5	0	0	18
HARDWARE SERVICE TECHNICIAN	0	0	1	72	27	100
HOME HEALTH AIDE	1	9	59	30	85	184
INTERACTIVE MEDIA PROGRAM	43	1	8	53	43	148
INTERMED PRE-VOC ESL	0	0	0	45	0	45
INTERNET BASICS	0	0	0	11	3	14
INTRO TO NETWORKING	76	40	9	0	0	125
INTRO TO ROUTER CONFIGURATION	0	0	25	0	0	25

Districtwide Awards Conferred Report 2008/09 - 2012/13

	Continuing Education - Certificates of Completion					
	2008-09	2009-10	2010-11	2011-12	2012-13	Total
INTRODUCTION TO WEB SERVERS	0	0	1	0	0	1
KEYBOARDING-MULTILEVEL	0	0	0	21	56	77
LOCAL AREA NETWORK DESIGN	0	0	1	0	0	1
MACHINE SHOP DRILLING OPERATOR	18	2	0	0	0	20
MACHINE SHOP GRINDING OPERATOR	1	0	0	0	0	1
MACHINE SHOP LATHE OPERATOR	14	0	0	0	0	14
MACHINE SHOP MILLING MACH OP	2	1	0	0	0	3
MENU PLANNING	0	0	0	43	9	52
METAL ARC, OXY & FLUX CORE	55	24	13	1	24	117
METAL FABRICATION I	0	0	0	0	1	1
METAL TRADES/PIPEFITTING	0	1	0	0	0	1
METAL TRADES/STEEL FABRICATION	1	2	2	4	1	10
MICROCOMPUTER BASICS	0	0	0	82	91	173
MICROSOFT WINDOWS	0	0	0	17	23	40
MULTIMEDIA-INTERACTIVE MEDIA	67	53	0	61	46	227
NEWBORN TO 12 MONTHS	0	0	0	5	5	10
NURSING ASSISTANT PROGRAM	0	0	0	26	63	89
NURSING ASSISTANT TRAINING COU	162	86	81	149	184	662
OFFICE SKILLS LABORATORY	0	0	0	20	19	39
OUTDOOR CLASSROOM	0	0	0	3	0	3
PIPE FITTING AND WELDING	0	6	3	1	2	12
PIPE WELDING COURSE	0	0	0	2	2	4
PLUMBING I	0	0	0	59	56	115
PLUMBING II	0	0	12	31	32	75
PLUMBING III	0	0	0	11	3	14
PLUMBING PROGRAM	0	0	0	7	2	9
POWERTRAIN AND ELECTRICAL	2	14	59	0	0	75
PRINT - INTERACTIVE MEDIA	34	20	0	25	50	129
PROFESSIONAL BAKESHOP COURSE	0	0	0	57	109	166
PROFESSIONAL BAKESHOP PROGRAM	18	25	12	14	30	99
SEMI-CONDUCTORS/OPAMP.ELECT	3	0	0	0	0	3
SEWING FUNDAMENTALS	0	43	60	81	121	305
SEWING LIKE A PROFESSIONAL	0	21	4	45	41	111
SEWN PRODUCT BUSINESS III	0	0	0	6	0	6
SEWN PRODUCT BUSINESS PROGRAM	0	0	0	5	0	5
SHIELDED METAL ARC WELD (SMAW)	2	1	4	17	4	28
SHIELDED METAL ARC WELDING I	0	0	0	0	11	11
SPREADSHEETS:ADVANCED	0	0	0	12	10	22
SPREADSHEETS:BEGINNING	0	0	0	31	29	60
STEEL FABRICATION PROGRAM	0	0	0	2	1	3
STEEL FABRICATION/ARC WELDING	0	0	1	0	0	1
STRUCTURAL WELDING PROGRAM	0	0	0	11	4	15
SURVEY OF BUSINESS SOFTWARE	0	0	0	0	5	5

Districtwide Awards Conferred Report 2008/09 - 2012/13

	Continuing Education - Certificates of Completion					
	2008-09	2009-10	2010-11	2011-12	2012-13	Total
TEXTILE SURFACE DESIGN	0	0	0	0	4	4
TIME-SAVING COOKING	0	0	0	0	21	21
WAN TECHNOLOGIES	0	0	0	0	23	23
WEB - INTERACTIVE MEDIA	58	0	11	22	46	137
WEB SERVER MAINT & SECURITY	11	5	17	0	0	33
WEB SERVER MAINT & SECURITY PR	0	0	0	0	18	18
WEB SITE CREATION	0	0	0	17	0	17
WORD PROCESSING:ADVANCED	0	0	0	17	11	28
WORD PROCESSING:BEGINNING	0	0	0	40	54	94
Total	1,177	942	1,113	3,028	3,606	9,866

Source: SDCCD Information System

	Continuing Education - GED Certificates					
	2008-09	2009-10	2010-11	2011-12	2012-13	Total
GED CERTIFICATE	248	184	148	109	79	768
Total	248	184	148	109	79	768

Source: SDCCD Information System

	Continuing Education - High School Diplomas					
	2008-09	2009-10	2010-11	2011-12	2012-13	Total
HIGH SCHOOL DIPLOMA	588	137	111	93	119	1,048
Total	588	137	111	93	119	1,048

Source: SDCCD Information System